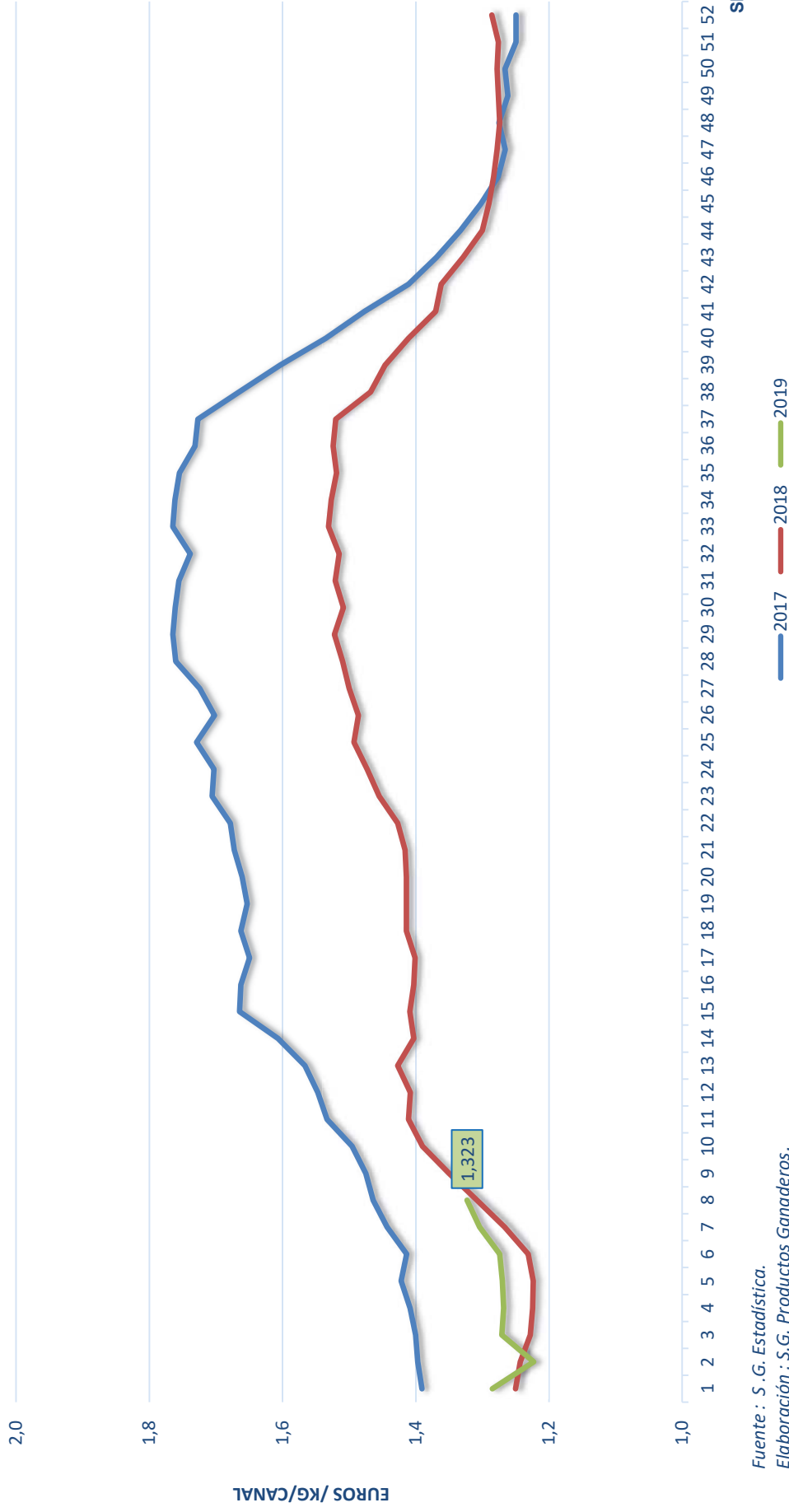


SECTOR PORCINO

SEMANA 8 (del 18 al 24 de febrero de 2019)

CARNE DE PORCINO COMPARACIÓN INTERANUAL DE PRECIOS EN EL MERCADO ESPAÑOL, Canal Clase E



Fuente : S.G. Estadística.
Elaboración : S.G. Productos Ganaderos.

**COMPARACIÓN INTERANUAL DEL PRECIO DE LA CARNE DE PORCINO EN EL MERCADO ESPAÑOL
(Canal Clase E)**

| Semanas | 2017 (€/kg) | 2018 (€/kg) | % 2018/2017 | 2019 (€/kg) | % 2019/2018 |
|-------------|-------------|-------------|-------------|-------------|-------------|
| 1 | 1,391 | 1,250 | -11,26 | 1,285 | 2,79 |
| 2 | 1,397 | 1,243 | -12,39 | 1,223 | -1,61 |
| 3 | 1,400 | 1,228 | -14,03 | 1,271 | 3,50 |
| 4 | 1,408 | 1,225 | -15,02 | 1,268 | 3,55 |
| 5 | 1,422 | 1,224 | -16,21 | 1,270 | 3,79 |
| 6 | 1,414 | 1,231 | -14,81 | 1,274 | 3,47 |
| 7 | 1,443 | 1,267 | -13,93 | 1,304 | 2,95 |
| 8 | 1,464 | 1,308 | -11,93 | 1,323 | 1,15 |
| 9 | 1,475 | 1,350 | -9,26 | | |
| 10 | 1,496 | 1,390 | -7,60 | | |
| 11 | 1,533 | 1,411 | -8,67 | | |
| 12 | 1,547 | 1,408 | -9,87 | | |
| 13 | 1,566 | 1,427 | -9,77 | | |
| 14 | 1,607 | 1,403 | -14,53 | | |
| 15 | 1,665 | 1,409 | -18,13 | | |
| 16 | 1,663 | 1,403 | -18,50 | | |
| 17 | 1,650 | 1,401 | -17,75 | | |
| 18 | 1,663 | 1,414 | -17,58 | | |
| 19 | 1,653 | 1,414 | -16,90 | | |
| 20 | 1,661 | 1,414 | -17,44 | | |
| 21 | 1,673 | 1,416 | -18,12 | | |
| 22 | 1,679 | 1,427 | -17,63 | | |
| 23 | 1,706 | 1,455 | -17,24 | | |
| 24 | 1,703 | 1,473 | -15,60 | | |
| 25 | 1,729 | 1,493 | -15,82 | | |
| 26 | 1,702 | 1,486 | -14,54 | | |
| 27 | 1,724 | 1,500 | -14,96 | | |
| 28 | 1,760 | 1,510 | -16,58 | | |
| 29 | 1,765 | 1,522 | -15,95 | | |
| 30 | 1,761 | 1,509 | -16,74 | | |
| 31 | 1,756 | 1,521 | -15,43 | | |
| 32 | 1,739 | 1,515 | -14,75 | | |
| 33 | 1,765 | 1,531 | -15,27 | | |
| 34 | 1,762 | 1,527 | -15,36 | | |
| 35 | 1,755 | 1,519 | -15,51 | | |
| 36 | 1,731 | 1,524 | -13,60 | | |
| 37 | 1,727 | 1,520 | -13,61 | | |
| 38 | 1,666 | 1,468 | -13,45 | | |
| 39 | 1,604 | 1,446 | -10,91 | | |
| 40 | 1,535 | 1,411 | -8,79 | | |
| 41 | 1,477 | 1,370 | -7,82 | | |
| 42 | 1,411 | 1,362 | -3,58 | | |
| 43 | 1,369 | 1,329 | -3,00 | | |
| 44 | 1,333 | 1,300 | -2,54 | | |
| 45 | 1,302 | 1,290 | -0,93 | | |
| 46 | 1,277 | 1,283 | 0,51 | | |
| 47 | 1,266 | 1,278 | 0,95 | | |
| 48 | 1,275 | 1,274 | -0,09 | | |
| 49 | 1,262 | 1,276 | 1,13 | | |
| 50 | 1,266 | 1,278 | 0,95 | | |
| 51 | 1,250 | 1,276 | 2,08 | | |
| 52 | 1,250 | 1,286 | 2,84 | | |
| 53 | | | | | |
| PROM | 1,548 | 1,388 | -11,248 | 1,277 | -8,002 |
| MAX | 1,765 | 1,531 | 2,838 | 1,323 | -13,586 |
| MIN | 1,250 | 1,224 | -18,496 | 1,223 | -0,049 |

Fuente: S.G. Estadística (MAPAMA).


Elaboración: S.G. Productos Ganaderos.

**Precio del cerdo vivo en las diferentes lonjas año 2019
(€/Kg de peso vivo)**

| Semanas | Mercolleida | Salamanca | Silleda | Precio medio |
|-------------|-------------|-----------|---------|--------------|
| 1 | 1,048 | 1,045 | 1,070 | 1,054 |
| 2 | 1,048 | 1,045 | 1,070 | 1,054 |
| 3 | 1,048 | 1,045 | 1,070 | 1,054 |
| 4 | 1,048 | 1,045 | 1,070 | 1,054 |
| 5 | 1,052 | 1,045 | 1,070 | 1,056 |
| 6 | 1,077 | 1,055 | 1,070 | 1,067 |
| 7 | 1,102 | 1,085 | 1,100 | 1,096 |
| 8 | 1,124 | 1,105 | 1,120 | 1,116 |
| 9 | | | | |
| 10 | | | | |
| 11 | | | | |
| 12 | | | | |
| 13 | | | | |
| 14 | | | | |
| 15 | | | | |
| 16 | | | | |
| 17 | | | | |
| 18 | | | | |
| 19 | | | | |
| 20 | | | | |
| 21 | | | | |
| 22 | | | | |
| 23 | | | | |
| 24 | | | | |
| 25 | | | | |
| 26 | | | | |
| 27 | | | | |
| 28 | | | | |
| 29 | | | | |
| 30 | | | | |
| 31 | | | | |
| 32 | | | | |
| 33 | | | | |
| 34 | | | | |
| 35 | | | | |
| 36 | | | | |
| 37 | | | | |
| 38 | | | | |
| 39 | | | | |
| 40 | | | | |
| 41 | | | | |
| 42 | | | | |
| 43 | | | | |
| 44 | | | | |
| 45 | | | | |
| 46 | | | | |
| 47 | | | | |
| 48 | | | | |
| 49 | | | | |
| 50 | | | | |
| 51 | | | | |
| 52 | | | | |
| PROM | 1,068 | 1,059 | 1,080 | 1,069 |
| MAX | 1,124 | 1,105 | 1,120 | 1,116 |
| MIN | 1,048 | 1,045 | 1,070 | 1,054 |

Fuente: S.G. Estadística (MAPAMA).
Elaboración: S.G. Productos Ganaderos.

PRECIOS EN LONJA DE PORCINO AÑO 2019 Kg de Peso Vivo



Fuente : S. G. Estadística.
Elaboración : S.G. Productos Ganaderos.


SEMANAS

COMPARACIÓN INTERANUAL DE PRECIOS DEL DESPIECE DE PORCINO EN EL MERCADO ESPAÑOL

| Semanas | A MAYORISTAS | | | | | A FABRICANTES | | | | | | |
|-------------|-------------------|-----------|----------|--------|----------------|---------------|------------|------------------|---------|-----------------|-----------------|-----------------|
| | Chuleta de Girona | Lomo caña | Costilla | Filete | Cabeza de Lomo | Jamón redondo | Jamón York | Espalda sin piel | Panceta | Bacon sin hueso | Papada sin piel | Tocino sin piel |
| 1 | 2,815 | 3,485 | 3,615 | 4,865 | 3,065 | 2,275 | 1,765 | 1,435 | 2,425 | 2,855 | 1,665 | 1,015 |
| 2 | 2,815 | 3,485 | 3,615 | 4,865 | 3,065 | 2,275 | 1,765 | 1,435 | 2,425 | 2,855 | 1,665 | 1,015 |
| 3 | 2,815 | 3,485 | 3,615 | 4,865 | 3,065 | 2,275 | 1,765 | 1,435 | 2,425 | 2,855 | 1,665 | 1,015 |
| 4 | 2,815 | 3,485 | 3,615 | 4,865 | 3,065 | 2,275 | 1,765 | 1,435 | 2,425 | 2,855 | 1,665 | 1,015 |
| 5 | 2,815 | 3,485 | 3,615 | 4,865 | 3,065 | 2,275 | 1,765 | 1,435 | 2,425 | 2,855 | 1,665 | 1,015 |
| 6 | 2,815 | 3,485 | 3,615 | 4,865 | 3,065 | 2,275 | 1,765 | 1,435 | 2,425 | 2,855 | 1,665 | 1,015 |
| 7 | 2,815 | 3,485 | 3,615 | 4,865 | 3,065 | 2,275 | 1,765 | 1,435 | 2,425 | 2,855 | 1,665 | 1,015 |
| 8 | 2,815 | 3,485 | 3,615 | 4,865 | 3,065 | 2,275 | 1,765 | 1,495 | 2,425 | 2,855 | 1,765 | 1,115 |
| 9 | | | | | | | | | | | | |
| 10 | | | | | | | | | | | | |
| 11 | | | | | | | | | | | | |
| 12 | | | | | | | | | | | | |
| 13 | | | | | | | | | | | | |
| 14 | | | | | | | | | | | | |
| 15 | | | | | | | | | | | | |
| 16 | | | | | | | | | | | | |
| 17 | | | | | | | | | | | | |
| 18 | | | | | | | | | | | | |
| 19 | | | | | | | | | | | | |
| 20 | | | | | | | | | | | | |
| 21 | | | | | | | | | | | | |
| 22 | | | | | | | | | | | | |
| 23 | | | | | | | | | | | | |
| 24 | | | | | | | | | | | | |
| 25 | | | | | | | | | | | | |
| 26 | | | | | | | | | | | | |
| 27 | | | | | | | | | | | | |
| 28 | | | | | | | | | | | | |
| 29 | | | | | | | | | | | | |
| 30 | | | | | | | | | | | | |
| 31 | | | | | | | | | | | | |
| 32 | | | | | | | | | | | | |
| 33 | | | | | | | | | | | | |
| 34 | | | | | | | | | | | | |
| 35 | | | | | | | | | | | | |
| 36 | | | | | | | | | | | | |
| 37 | | | | | | | | | | | | |
| 38 | | | | | | | | | | | | |
| 39 | | | | | | | | | | | | |
| 40 | | | | | | | | | | | | |
| 41 | | | | | | | | | | | | |
| 42 | | | | | | | | | | | | |
| 43 | | | | | | | | | | | | |
| 44 | | | | | | | | | | | | |
| 45 | | | | | | | | | | | | |
| 46 | | | | | | | | | | | | |
| 47 | | | | | | | | | | | | |
| 48 | | | | | | | | | | | | |
| 49 | | | | | | | | | | | | |
| 50 | | | | | | | | | | | | |
| 51 | | | | | | | | | | | | |
| 52 | | | | | | | | | | | | |
| PROM | 2,815 | 3,485 | 3,615 | 4,865 | 3,065 | 2,275 | 1,765 | 1,444 | 2,425 | 2,855 | 1,679 | 1,029 |
| MAX | 2,815 | 3,485 | 3,615 | 4,865 | 3,065 | 2,275 | 1,765 | 1,495 | 2,425 | 2,855 | 1,765 | 1,115 |
| MIN | 2,815 | 3,485 | 3,615 | 4,865 | 3,065 | 2,275 | 1,765 | 1,435 | 2,425 | 2,855 | 1,665 | 1,015 |

Fuente: Mercolleida. * Media del rango de precios
 Elaboración: S.G. Productos Ganaderos.

DESPIECE DE PORCINO COMPARACIÓN INTERANUAL DE PRECIOS EN EL MERCADO ESPAÑOL A Fabricantes



Fuente : Mercolleida.

Elaboración : S.G. Productos Ganaderos.

DESPIECE DE PORCINO COMPARACIÓN INTERANUAL DE PRECIOS EN EL MERCADO ESPAÑOL A Mayoristas



Fuente : Mercolleida.
Elaboración : S.G. Productos Ganaderos.

| COMPARACIÓN DE PRECIOS EN EL MERCADO COMUNITARIO 2019 | | | | | | |
|---|----------|--------|---------|---------|---------|-------|
| CARNE DE PORCINO (€ / Kg canal Clase E) | | | | | | |
| Semanas | Alemania | España | Francia | Holanda | Polonia | UE |
| 1 | 1,398 | 1,285 | 1,290 | 1,218 | 1,258 | 1,345 |
| 2 | 1,401 | 1,223 | 1,290 | 1,219 | 1,255 | 1,343 |
| 3 | 1,400 | 1,285 | 1,290 | 1,222 | 1,256 | 1,344 |
| 4 | 1,403 | 1,268 | 1,290 | 1,218 | 1,257 | 1,341 |
| 5 | 1,403 | 1,270 | 1,290 | 1,221 | 1,260 | 1,340 |
| 6 | 1,419 | 1,274 | 1,290 | 1,222 | 1,266 | 1,344 |
| 7 | 1,436 | 1,304 | 1,290 | 1,222 | 1,279 | 1,357 |
| 8 | 1,441 | 1,323 | 1,290 | 1,256 | 1,278 | 1,364 |
| 9 | | | | | | |
| 10 | | | | | | |
| 11 | | | | | | |
| 12 | | | | | | |
| 13 | | | | | | |
| 14 | | | | | | |
| 15 | | | | | | |
| 16 | | | | | | |
| 17 | | | | | | |
| 18 | | | | | | |
| 19 | | | | | | |
| 20 | | | | | | |
| 21 | | | | | | |
| 22 | | | | | | |
| 23 | | | | | | |
| 24 | | | | | | |
| 25 | | | | | | |
| 26 | | | | | | |
| 27 | | | | | | |
| 28 | | | | | | |
| 29 | | | | | | |
| 30 | | | | | | |
| 31 | | | | | | |
| 32 | | | | | | |
| 33 | | | | | | |
| 34 | | | | | | |
| 35 | | | | | | |
| 36 | | | | | | |
| 37 | | | | | | |
| 38 | | | | | | |
| 39 | | | | | | |
| 40 | | | | | | |
| 41 | | | | | | |
| 42 | | | | | | |
| 43 | | | | | | |
| 44 | | | | | | |
| 45 | | | | | | |
| 46 | | | | | | |
| 47 | | | | | | |
| 48 | | | | | | |
| 49 | | | | | | |
| 50 | | | | | | |
| 51 | | | | | | |
| 52 | | | | | | |
| MEDIA | 1,413 | 1,279 | 1,290 | 1,225 | 1,264 | 1,347 |

Fuentes: Comisión de la UE, S.G. Estadística (MAGRAMA).

CARNE DE PORCINO COMPARACIÓN DE PRECIOS EN EL MERCADO INTERIOR COMUNITARIO DURANTE EL AÑO 2019 Canal Clase E



Fuentes : Comisión de la Unión Europea, S.G. Estadística.
Elaboración : S.G. Productos Ganaderos.

PRECIOS SEMANALES EN LA UNIÓN EUROPEA, AÑO 2019. Canal Clase E.

| ESTADOS MIEMBROS | Semana 6/2019 | Semana 7/2019 | Semana 8/2019 |
|---------------------|---------------|---------------|---------------|
| | BÉLGICA | 103,6 | 104,7 |
| BULGARIA | 156,41 | 161,1 | 158,07 |
| REPÚBL. CHECA | 136,1 | 138,09 | 138,56 |
| DINAMARCA | 127,81 | 130,12 | 130,26 |
| ALEMANIA | 141,92 | 143,59 | 144,1 |
| ESTONIA | 144,22 | 146,07 | 148,12 |
| GRECIA | 168,07 | 170,86 | 170,86 |
| ESPAÑA | 127,43 | 130,36 | 132,25 |
| FRANCIA | 129 | 129 | 129 |
| CROACIA | 142,87 | 140,68 | 139,98 |
| IRLANDA | 136,75 | 137,39 | 137,71 |
| ITALIA | 139,2 | 139,2 | 139,2 |
| CHIPRE | 161,68 | 163,29 | 163,84 |
| LETONIA | 127,04 | 132,37 | 132,29 |
| LITUANIA | 121,65 | 126,38 | 126,59 |
| LUXEMBURGO | 157,1 | 157,1 | 157,1 |
| HUNGRÍA | 139,97 | 143,31 | 141,32 |
| MALTA | 218 | 218 | 218 |
| HOLANDA | 122,22 | 122,16 | 125,55 |
| AUSTRIA | 141,03 | 143,1 | 143,45 |
| POLONIA | 126,61 | 127,85 | 127,84 |
| PORTUGAL | 138 | 142 | 144 |
| RUMANÍA | 111,67 | 105,09 | 105,7 |
| ESLOVENIA | 148,29 | 150,61 | 150,06 |
| ESLOVAQUIA | 140,72 | 141,66 | 140,26 |
| FINLANDIA | 166,03 | 165,4 | 164,82 |
| SUECIA | 163,96 | 164,63 | 162,93 |
| REINO UNIDO | 159,04 | 160,21 | 161,04 |
| MEDIA UE* | 142,73 | 144,08 | 144,3 |

Fuentes: Comisión de la Unión Europea, S.G. Estadística.

Elaboración: S.G. Productos Ganaderos.

s/c sin cuantía, dato no disponible.

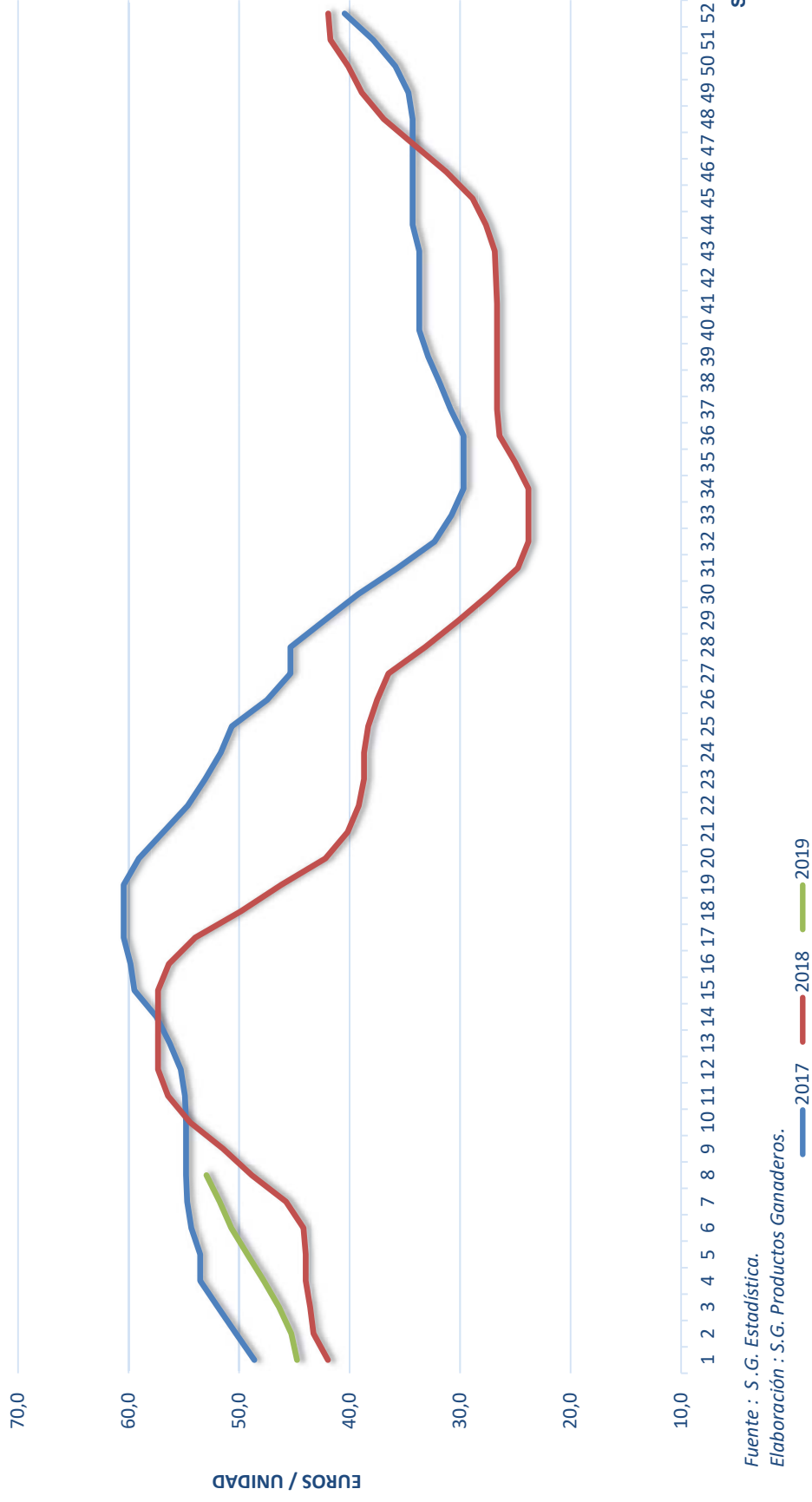
* Media aritmética no ponderada. El precio medio UE ponderado aparece en la pestaña anterior

| COMPARACIÓN INTERANUAL DE PRECIOS DEL LECHÓN EN EL MERCADO ESPAÑOL (BASE 20 KG) | | | | | | |
|--|--------------|--------------|----------------|--------------|--------------|----------------|
| EUROS / UNIDAD | | | | | | |
| Semanas | 2017 | 2018 | % 18/17 | 2018 | 2019 | % 19/18 |
| 1 | 48,62 | 41,96 | -13,70 | 41,96 | 44,75 | 6,65 |
| 2 | 50,28 | 43,26 | -13,96 | 43,26 | 45,28 | 4,67 |
| 3 | 51,90 | 43,57 | -16,05 | 43,57 | 46,38 | 6,45 |
| 4 | 53,52 | 43,96 | -17,86 | 43,96 | 47,75 | 8,62 |
| 5 | 53,52 | 43,96 | -17,86 | 43,96 | 49,23 | 11,99 |
| 6 | 54,31 | 44,16 | -18,69 | 44,16 | 50,70 | 14,81 |
| 7 | 54,69 | 45,74 | -16,36 | 45,74 | 51,75 | 13,14 |
| 8 | 54,79 | 48,84 | -10,86 | 48,84 | 52,95 | 8,42 |
| 9 | 54,79 | 51,43 | -6,13 | 51,43 | | |
| 10 | 54,79 | 54,43 | -0,66 | 54,43 | | |
| 11 | 54,90 | 56,43 | 2,79 | 56,43 | | |
| 12 | 55,28 | 57,33 | 3,71 | 57,33 | | |
| 13 | 56,28 | 57,33 | 1,87 | 57,33 | | |
| 14 | 57,48 | 57,33 | -0,26 | 57,33 | | |
| 15 | 59,48 | 57,33 | -3,61 | 57,33 | | |
| 16 | 59,82 | 56,36 | -5,78 | 56,36 | | |
| 17 | 60,44 | 53,96 | -10,72 | 53,96 | | |
| 18 | 60,44 | 49,81 | -17,59 | 49,81 | | |
| 19 | 60,44 | 46,17 | -23,61 | 46,17 | | |
| 20 | 59,06 | 42,17 | -28,60 | 42,17 | | |
| 21 | 56,85 | 40,17 | -29,34 | 40,17 | | |
| 22 | 54,65 | 39,17 | -28,33 | 39,17 | | |
| 23 | 53,06 | 38,68 | -27,10 | 38,68 | | |
| 24 | 51,65 | 38,68 | -25,11 | 38,68 | | |
| 25 | 50,65 | 38,30 | -24,38 | 38,30 | | |
| 26 | 47,47 | 37,51 | -20,98 | 37,51 | | |
| 27 | 45,34 | 36,48 | -19,54 | 36,48 | | |
| 28 | 45,34 | 33,17 | -26,84 | 33,17 | | |
| 29 | 42,3 | 30,17 | -28,68 | 30,17 | | |
| 30 | 39,23 | 27,37 | -30,23 | 27,37 | | |
| 31 | 35,64 | 24,78 | -30,47 | 24,78 | | |
| 32 | 32,30 | 23,81 | -26,28 | 23,81 | | |
| 33 | 30,78 | 23,81 | -22,64 | 23,81 | | |
| 34 | 29,68 | 23,81 | -19,78 | 23,81 | | |
| 35 | 29,68 | 25,02 | -15,70 | 25,02 | | |
| 36 | 29,68 | 26,43 | -10,95 | 26,43 | | |
| 37 | 30,85 | 26,66 | -13,58 | 26,66 | | |
| 38 | 31,82 | 26,66 | -16,22 | 26,66 | | |
| 39 | 32,89 | 26,66 | -18,94 | 26,66 | | |
| 40 | 33,68 | 26,66 | -20,84 | 26,66 | | |
| 41 | 33,68 | 26,66 | -20,84 | 26,66 | | |
| 42 | 33,68 | 26,76 | -20,55 | 26,76 | | |
| 43 | 33,68 | 26,86 | -20,25 | 26,86 | | |
| 44 | 34,30 | 27,66 | -19,36 | 27,66 | | |
| 45 | 34,30 | 28,86 | -15,86 | 28,86 | | |
| 46 | 34,30 | 31,25 | -8,89 | 31,25 | | |
| 47 | 34,30 | 34,10 | -0,58 | 34,10 | | |
| 48 | 34,30 | 36,90 | 7,58 | 36,90 | | |
| 49 | 34,68 | 38,90 | 12,17 | 38,90 | | |
| 50 | 35,85 | 40,12 | 11,91 | 40,12 | | |
| 51 | 37,85 | 41,73 | 10,25 | 41,73 | | |
| 52 | 40,45 | 41,93 | 3,66 | 41,93 | | |
| 53 | | | | | | |
| MAX | 60,44 | 57,33 | 12,17 | 57,33 | 52,95 | 14,81 |
| MIN | 29,68 | 23,81 | -30,47 | 23,81 | 45,28 | 4,67 |
| PROM | 44,83 | 38,60 | -13,87 | 38,60 | 49,62 | 10,36 |

Fuente: S.G. Estadística (MAGRAMA).

Elaboración: S.G. Productos Ganaderos.

LECHONES
COMPARACIÓN INTERANUAL DE PRECIOS EN EL MERCADO ESPAÑOL
 Lechón Base 20 kg



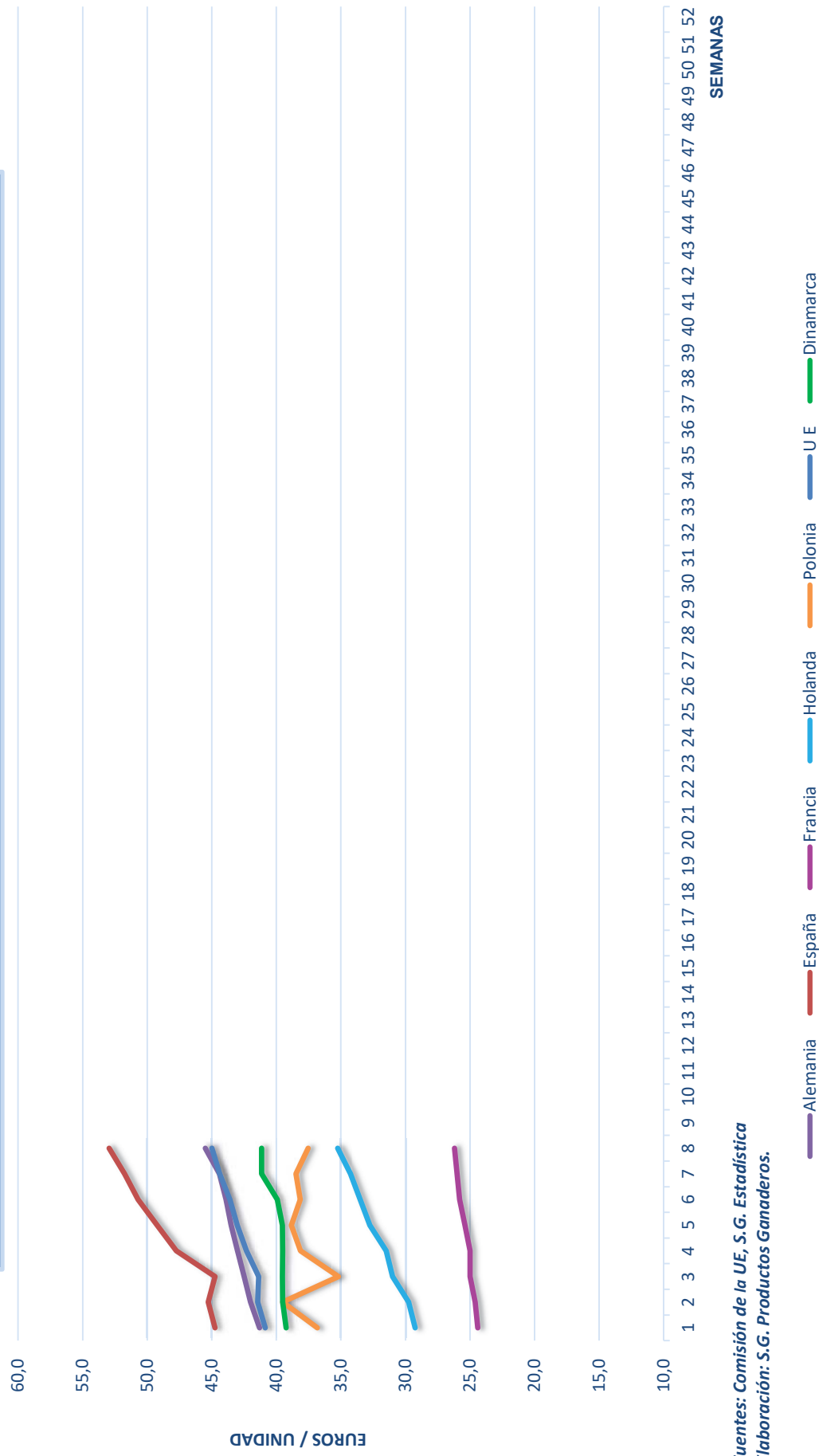
Fuente : S.G. Estadística.

Elaboración : S.G. Productos Ganaderos.

| COMPARACIÓN DE PRECIOS EN EL MERCADO COMUNITARIO 2019 | | | | | | | |
|---|----------|--------|---------|---------|---------|-----------|-------|
| LECHONES (€ / Lechón) | | | | | | | |
| Semanas | Alemania | España | Francia | Holanda | Polonia | Dinamarca | UE |
| 1 | 41,30 | 44,75 | 24,40 | 29,25 | 36,82 | 39,24 | 40,86 |
| 2 | 42,00 | 45,28 | 24,60 | 29,75 | 39,51 | 39,51 | 41,45 |
| 3 | 42,50 | 44,75 | 25,00 | 31,00 | 35,19 | 39,52 | 41,36 |
| 4 | 43,00 | 47,75 | 25,00 | 31,50 | 38,12 | 39,51 | 42,31 |
| 5 | 43,50 | 49,23 | 25,40 | 32,75 | 38,83 | 39,52 | 43,02 |
| 6 | 43,90 | 50,70 | 25,80 | 33,50 | 38,14 | 39,92 | 43,59 |
| 7 | 44,40 | 51,75 | 26,00 | 34,25 | 38,48 | 41,14 | 44,38 |
| 8 | 45,50 | 52,95 | 26,20 | 35,25 | 37,54 | 41,14 | 44,99 |
| 9 | | | | | | | |
| 10 | | | | | | | |
| 11 | | | | | | | |
| 12 | | | | | | | |
| 13 | | | | | | | |
| 14 | | | | | | | |
| 15 | | | | | | | |
| 16 | | | | | | | |
| 17 | | | | | | | |
| 18 | | | | | | | |
| 19 | | | | | | | |
| 20 | | | | | | | |
| 21 | | | | | | | |
| 22 | | | | | | | |
| 23 | | | | | | | |
| 24 | | | | | | | |
| 25 | | | | | | | |
| 26 | | | | | | | |
| 27 | | | | | | | |
| 28 | | | | | | | |
| 29 | | | | | | | |
| 30 | | | | | | | |
| 31 | | | | | | | |
| 32 | | | | | | | |
| 33 | | | | | | | |
| 34 | | | | | | | |
| 35 | | | | | | | |
| 36 | | | | | | | |
| 37 | | | | | | | |
| 38 | | | | | | | |
| 39 | | | | | | | |
| 40 | | | | | | | |
| 41 | | | | | | | |
| 42 | | | | | | | |
| 43 | | | | | | | |
| 44 | | | | | | | |
| 45 | | | | | | | |
| 46 | | | | | | | |
| 47 | | | | | | | |
| 48 | | | | | | | |
| 49 | | | | | | | |
| 50 | | | | | | | |
| 51 | | | | | | | |
| 52 | | | | | | | |
| MEDIA | 43,26 | 48,40 | 25,30 | 32,16 | 37,83 | 39,94 | 42,75 |

Fuentes: Comisión de la UE, S.G. Estadística (MAGRAMA).

GANADO PORCINO COMPARACIÓN DEL PRECIO DE LOS LECHONES EN EL MERCADO INTERIOR COMUNITARIO AÑO 2019 (€/LECHÓN)



Fuentes: Comisión de la UE, S.G. Estadística
Elaboración: S.G. Productos Ganaderos.

Fuentes: Comisión de la Unión Europea, S.G. Estadística.
Elaboración: S.G. Productos Ganaderos.

| CARNE DE PORCINO-LECHONES | | |
|----------------------------------|----------------------------|----------------------------|
| PRECIOS DEL MERCADO ESPAÑOL 2019 | | |
| semana | Carne (€/Kg canal Clase E) | Lechones 20 Kg (€/Kg vivo) |
| 1 | 1,285 | 2,238 |
| 2 | 1,223 | 2,264 |
| 3 | 1,271 | 2,319 |
| 4 | 1,268 | 2,388 |
| 5 | 1,270 | 2,461 |
| 6 | 1,274 | 2,535 |
| 7 | 1,304 | 2,588 |
| 8 | 1,323 | 2,648 |
| 9 | | |
| 10 | | |
| 11 | | |
| 12 | | |
| 13 | | |
| 14 | | |
| 15 | | |
| 16 | | |
| 17 | | |
| 18 | | |
| 19 | | |
| 20 | | |
| 21 | | |
| 22 | | |
| 23 | | |
| 24 | | |
| 25 | | |
| 26 | | |
| 27 | | |
| 28 | | |
| 29 | | |
| 30 | | |
| 31 | | |
| 32 | | |
| 33 | | |
| 34 | | |
| 35 | | |
| 36 | | |
| 37 | | |
| 38 | | |
| 39 | | |
| 40 | | |
| 41 | | |
| 42 | | |
| 43 | | |
| 44 | | |
| 45 | | |
| 46 | | |
| 47 | | |
| 48 | | |
| 49 | | |
| 50 | | |
| 51 | | |
| 52 | | |
| MEDIA | 1,277 | 2,430 |

Fuente: S.G. Estadística (MAGRAMA).
 Elaboración: S.G. Productos Ganaderos.

GANADO PORCINO
PRECIOS EN EL MERCADO ESPAÑOL DURANTE EL AÑO 2019
 Canal Clase E / Lechón Base 20 kg



Fuente : S.G. Estadística.
 Elaboración : S.G. Productos Ganaderos.

PRECIO DE LOS LECHONES EN LAS DIFERENTES LONJAS, AÑO 2019

| Semanas | M. LLEIDA | | SEGOVIA (20 kg) | | SILLEDA (20 kg) | | | | ZAMORA (20 kg) | |
|--------------|------------|---------|-----------------|---------|------------------|---------|-------------------|---------|----------------|---------|
| | Base 20 kg | | Selecto | | Varias explotac. | | Única explotación | | Gran partida | |
| | €/Kg. | €/Unid. | €/Kg. | €/Unid. | €/Kg. | €/Unid. | €/Kg. | €/Unid. | €/Kg. | €/Unid. |
| 1 | 0,02 | 38,00 | 2,35 | 47,00 | 2,50 | 50,00 | 2,75 | 55,00 | 2,35 | 47,00 |
| 2 | 0,02 | 38,50 | 2,40 | 48,00 | 2,55 | 51,00 | 2,80 | 56,00 | 2,45 | 49,00 |
| 3 | 0,02 | 39,50 | 2,43 | 48,50 | 2,60 | 52,00 | 2,85 | 57,00 | 2,55 | 51,00 |
| 4 | 0,02 | 41,00 | 2,50 | 50,00 | 2,65 | 53,00 | 2,90 | 58,00 | 2,60 | 52,00 |
| 5 | 0,02 | 42,50 | 2,55 | 51,00 | 2,70 | 54,00 | 2,95 | 59,00 | 2,70 | 54,00 |
| 6 | 0,02 | 44,00 | 2,63 | 52,50 | 2,75 | 55,00 | 2,75 | 55,00 | 2,80 | 56,00 |
| 7 | 0,02 | 45,00 | 2,70 | 54,00 | 2,85 | 57,00 | 3,10 | 62,00 | 2,80 | 56,00 |
| 8 | 0,02 | 46,00 | 2,75 | 55,00 | 2,90 | 58,00 | 3,15 | 63,00 | 2,85 | 57,00 |
| 9 | | | | | | | | | | |
| 10 | | | | | | | | | | |
| 11 | | | | | | | | | | |
| 12 | | | | | | | | | | |
| 13 | | | | | | | | | | |
| 14 | | | | | | | | | | |
| 15 | | | | | | | | | | |
| 16 | | | | | | | | | | |
| 17 | | | | | | | | | | |
| 18 | | | | | | | | | | |
| 19 | | | | | | | | | | |
| 20 | | | | | | | | | | |
| 21 | | | | | | | | | | |
| 22 | | | | | | | | | | |
| 23 | | | | | | | | | | |
| 24 | | | | | | | | | | |
| 25 | | | | | | | | | | |
| 26 | | | | | | | | | | |
| 27 | | | | | | | | | | |
| 28 | | | | | | | | | | |
| 29 | | | | | | | | | | |
| 30 | | | | | | | | | | |
| 31 | | | | | | | | | | |
| 32 | | | | | | | | | | |
| 33 | | | | | | | | | | |
| 34 | | | | | | | | | | |
| 35 | | | | | | | | | | |
| 36 | | | | | | | | | | |
| 37 | | | | | | | | | | |
| 38 | | | | | | | | | | |
| 39 | | | | | | | | | | |
| 40 | | | | | | | | | | |
| 41 | | | | | | | | | | |
| 42 | | | | | | | | | | |
| 43 | | | | | | | | | | |
| 44 | | | | | | | | | | |
| 45 | | | | | | | | | | |
| 46 | | | | | | | | | | |
| 47 | | | | | | | | | | |
| 48 | | | | | | | | | | |
| 49 | | | | | | | | | | |
| 50 | | | | | | | | | | |
| 51 | | | | | | | | | | |
| 52 | | | | | | | | | | |
| MEDIA | 0,02 | 41,81 | 2,54 | 50,75 | 2,69 | 53,75 | 2,91 | 58,13 | 2,64 | 52,75 |

nd = no disponible.
 cursiva = sin cotización.

Fuente : Lonjas.
 Elaboración: S.G. Productos Ganaderos.

SECTOR PORCINO IBÉRICO

SEMANA 8 (del 18 al 24 de febrero de 2019)

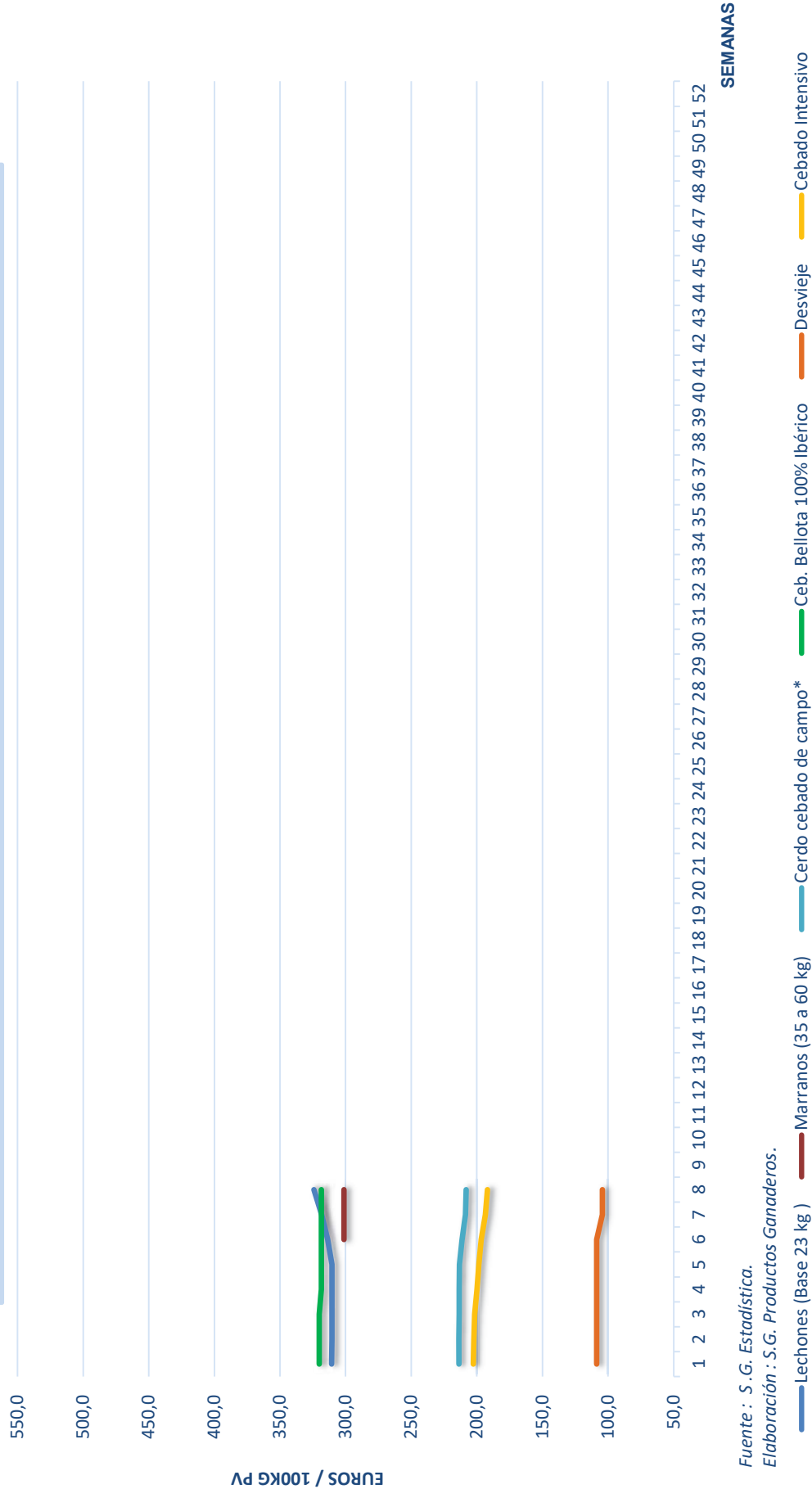
| PRECIOS EN MERCADOS REPRESENTATIVOS DEL TRONCO IBÉRICO, AÑO 2019 | | | | | | | |
|--|---------------------------|--------------------------|--------------------------|---------------------|---------------------------|------------------------------|---------------|
| Euros/100 kg vivo | | | | | | | |
| Semanas | Lechones (Base 23 kg) | Marranos (35 a 60 kg) | Primals (60 a 100 kg) | Cebado Intensivo | Cerdo cebado de campo* | Ceb. Bellota 100% Ibérico | Desvieje |
| 1 | 310,71 | | | 202,72 | 213,71 | 320,11 | 108,70 |
| 2 | 310,42 | | | 202,25 | 213,73 | 320,11 | 108,70 |
| 3 | 310,42 | | | 201,61 | 213,55 | 320,11 | 108,70 |
| 4 | 310,42 | | | 199,98 | 213,40 | 318,48 | 108,70 |
| 5 | 310,42 | | | 198,51 | 213,25 | 318,48 | 108,70 |
| 6 | 313,68 | 301,27 | | 196,60 | 211,36 | 318,48 | 108,70 |
| 7 | 318,23 | 301,27 | | 193,53 | 208,75 | 318,48 | 104,35 |
| 8 | 324,15 | 301,27 | | 191,91 | 208,15 | 318,48 | 104,35 |
| 9 | | | | | | | |
| 10 | | | | | | | |
| 11 | | | | | | | |
| 12 | | | | | | | |
| 13 | | | | | | | |
| 14 | | | | | | | |
| 15 | | | | | | | |
| 16 | | | | | | | |
| 17 | | | | | | | |
| 18 | | | | | | | |
| 19 | | | | | | | |
| 20 | | | | | | | |
| 21 | | | | | | | |
| 22 | | | | | | | |
| 23 | | | | | | | |
| 24 | | | | | | | |
| 25 | | | | | | | |
| 26 | | | | | | | |
| 27 | | | | | | | |
| 28 | | | | | | | |
| 29 | | | | | | | |
| 30 | | | | | | | |
| 31 | | | | | | | |
| 32 | | | | | | | |
| 33 | | | | | | | |
| 34 | | | | | | | |
| 35 | | | | | | | |
| 36 | | | | | | | |
| 37 | | | | | | | |
| 38 | | | | | | | |
| 39 | | | | | | | |
| 40 | | | | | | | |
| 41 | | | | | | | |
| 42 | | | | | | | |
| 43 | | | | | | | |
| 44 | | | | | | | |
| 45 | | | | | | | |
| 46 | | | | | | | |
| 47 | | | | | | | |
| 48 | | | | | | | |
| 49 | | | | | | | |
| 50 | | | | | | | |
| 51 | | | | | | | |
| 52 | | | | | | | |
| MEDIA | 313,56 | 301,27 | | 198,39 | 211,99 | 319,09 | 107,61 |

Fuente: S.G. Estadística.

(*) Sustituye a la denominación Cerdo de Cebo Extensivo según RD 4/2014.

Elaboración: S.G. Productos Ganaderos.

PRECIOS EN MERCADOS REPRESENTATIVOS DEL TRONCO IBÉRICO AÑO 2019



Fuente : S. G. Estadística.
Elaboración : S.G. Productos Ganaderos.

**SEGUIMIENTO DE PRECIOS DEL CERDO IBÉRICO
LONJA DE ARAPORC (SEVILLA)
AÑO 2019**

S/C = Sin cotización.

S/A = Sin acuerdo

S/O = Sin operación.

| SE MA NA | LECHÓN. 50 libras (Eu/libra) | MARRANOS 3 a 5 arroba. Eu/arroba | PRIMALES 6 a 9 arroba. Eu/arroba | CERDOS Cebo* Eu/arroba | CERDOS Cebo de campo* Eu/arroba | CEBADOS Bellota 100% Eu/arroba | CERDOS Desecho Eu/arroba | REPRO- DUCTORAS Eu/unidad |
|----------------|------------------------------------|--|--|------------------------------|---------------------------------------|--------------------------------------|--------------------------------|---------------------------------|
| 1 | 1,30/1,55 | S/C | S/C | 25,05/25,65 | 25,05/25,65 | 34,50/38,60 | 12,00/13,00 | 350/400 |
| 2 | 1,30/1,55 | S/C | S/C | 25,05/25,65 | 25,05/25,65 | 34,50/38,60 | 12,00/13,00 | 350/400 |
| 3 | 1,30/1,55 | S/C | S/C | 23,40/24,40 | 25,05/25,65 | 34,50/38,60 | 12,00/13,00 | 350/400 |
| 4 | 1,30/1,55 | S/C | S/C | 23,00/24,00 | 25,05/25,65 | 34,50/38,60 | 12,00/13,00 | 350/400 |
| 5 | 1,30/1,55 | S/C | S/C | 22,85/23,85 | 25,05/25,65 | 34,50/38,60 | 12,00/13,00 | 350/400 |
| 6 | 1,30/1,55 | S/C | S/C | 22,70/23,70 | 25,05/25,65 | 34,50/38,60 | 12,00/13,00 | 350/400 |
| 7 | 1,40/1,60 | S/C | S/C | 22,00/23,00 | 24,40/25,00 | 34,50/38,60 | 11,50/12,50 | 350/400 |
| 8 | 1,45/1,65 | S/C | S/C | 21,80/22,80 | 24,40/25,00 | 34,50/38,60 | 11,50/12,50 | 350/400 |
| 9 | | | | | | | | |
| 10 | | | | | | | | |
| 11 | | | | | | | | |
| 12 | | | | | | | | |
| 13 | | | | | | | | |
| 14 | | | | | | | | |
| 15 | | | | | | | | |
| 16 | | | | | | | | |
| 17 | | | | | | | | |
| 18 | | | | | | | | |
| 19 | | | | | | | | |
| 20 | | | | | | | | |
| 21 | | | | | | | | |
| 22 | | | | | | | | |
| 23 | | | | | | | | |
| 24 | | | | | | | | |
| 25 | | | | | | | | |
| 26 | | | | | | | | |
| 27 | | | | | | | | |
| 28 | | | | | | | | |
| 29 | | | | | | | | |
| 30 | | | | | | | | |
| 31 | | | | | | | | |
| 32 | | | | | | | | |
| 33 | | | | | | | | |
| 34 | | | | | | | | |
| 35 | | | | | | | | |
| 36 | | | | | | | | |
| 37 | | | | | | | | |
| 38 | | | | | | | | |
| 39 | | | | | | | | |
| 40 | | | | | | | | |
| 41 | | | | | | | | |
| 42 | | | | | | | | |
| 43 | | | | | | | | |
| 44 | | | | | | | | |
| 45 | | | | | | | | |
| 46 | | | | | | | | |
| 47 | | | | | | | | |
| 48 | | | | | | | | |
| 49 | | | | | | | | |
| 50 | | | | | | | | |
| 51 | | | | | | | | |
| 52 | | | | | | | | |

Fuente : Mercado de A.R.A.P.O.R.C.

(*) Según RD 4/2014 de 10 de enero, entrada en vigor el 12/01/2014.

Elaboración: S.G. Productos Ganaderos.

SEGUIMIENTO DE PRECIOS DEL CERDO IBÉRICO
LONJA DE EXTREMADURA
AÑO 2019

| SE MA NA | LECHÓN. 50 libras Eu/libra | MARRANOS 3 a 5 arrob. Eu/arroba | PRIMALES 6 a 9 arrob. Eu/arroba | CERDOS Cebo* Eu/arroba | CERDOS Cebo de campo* Eu/arroba | CEBADOS Bellota 100% Eu/arroba | REPRO- DUCTORAS Eu/unidad |
|----------------|----------------------------------|---------------------------------------|---------------------------------------|------------------------------|---------------------------------------|--------------------------------------|---------------------------------|
| 1 | 1,385/1,465 | S/C | S/C | 22,71/23,93 | 23,80/24,80 | 35,25/38,75 | 340/390 |
| 2 | 1,385/1,465 | S/C | S/C | 22,66/23,88 | 23,80/24,80 | 35,25/38,75 | 340/390 |
| 3 | 1,385/1,465 | S/C | S/C | 22,62/23,84 | 23,84/24,84 | 35,25/38,75 | 340/390 |
| 4 | 1,385/1,465 | S/C | S/C | 22,51/23,73 | 23,80/24,80 | S/C | 340/390 |
| 5 | 1,385/1,465 | S/C | S/C | 22,45/23,67 | 23,80/24,80 | S/C | 340/390 |
| 6 | 1,385/1,465 | S/C | S/C | 22,25/23,47 | 23,80/24,80 | S/C | 340/390 |
| 7 | 1,415/1,495 | 33,00/35,00 | S/C | 21,88/23,10 | 21,63/22,85 | S/C | 340/390 |
| 8 | 1,445/1,525 | 33,00/35,00 | S/C | 21,88/23,10 | 21,43/22,65 | S/C | 340/390 |
| 9 | | | | | | | |
| 10 | | | | | | | |
| 11 | | | | | | | |
| 12 | | | | | | | |
| 13 | | | | | | | |
| 14 | | | | | | | |
| 15 | | | | | | | |
| 16 | | | | | | | |
| 17 | | | | | | | |
| 18 | | | | | | | |
| 19 | | | | | | | |
| 20 | | | | | | | |
| 21 | | | | | | | |
| 22 | | | | | | | |
| 23 | | | | | | | |
| 24 | | | | | | | |
| 25 | | | | | | | |
| 26 | | | | | | | |
| 27 | | | | | | | |
| 28 | | | | | | | |
| 29 | | | | | | | |
| 30 | | | | | | | |
| 31 | | | | | | | |
| 32 | | | | | | | |
| 33 | | | | | | | |
| 34 | | | | | | | |
| 35 | | | | | | | |
| 36 | | | | | | | |
| 37 | | | | | | | |
| 38 | | | | | | | |
| 39 | | | | | | | |
| 40 | | | | | | | |
| 41 | | | | | | | |
| 42 | | | | | | | |
| 43 | | | | | | | |
| 44 | | | | | | | |
| 45 | | | | | | | |
| 46 | | | | | | | |
| 47 | | | | | | | |
| 48 | | | | | | | |
| 49 | | | | | | | |
| 50 | | | | | | | |
| 51 | | | | | | | |
| 52 | | | | | | | |

Fuente : Mercado de A.R.A.P.O.R.C.

(*) Según RD 4/2014 de 10 de enero, entrada en vigor el 12/01/2014.

Elaboración: S.G. Productos Ganaderos.

S/O = Sin operación; S/C = Sin cotización.

SEGUIMIENTO DE PRECIOS DEL CERDO IBÉRICO
LONJA DE SALAMANCA
AÑO 2019

S/C = Sin cotización.

| SE MA NA | CEBO* Eu/kg vivo | CEBO DE CAMPO* Eu/kg vivo | LECHONES hast. 23 kgs Eu/kg vivo** | MARRANOS 30 a 60 kgs Eu/kg vivo | PRIMALES 60 a 90 kgs Eu/kg vivo | BELLOTA en Eu/kg vivo | REPRO- DUCTORAS Eu/unidad |
|----------------|---------------------|---------------------------------|--|---------------------------------------|---------------------------------------|-----------------------------|---------------------------------|
| 1 | 1,87/1,97 | 2,01/2,11 | 3,58/4,00 | 0,00/0,00 | 0,00/0,00 | 3,10/3,30 | 380/430 |
| 2 | 1,85/1,95 | 2,00/2,10 | 3,56/3,98 | 0,00/0,00 | 0,00/0,00 | 3,10/3,30 | 380/430 |
| 3 | 1,84/1,94 | 2,00/2,10 | 3,56/3,98 | 0,00/0,00 | 0,00/0,00 | 3,10/3,30 | 380/430 |
| 4 | 1,83/1,93 | 1,99/2,09 | 3,56/3,98 | 0,00/0,00 | 0,00/0,00 | 3,10/3,30 | 380/430 |
| 5 | 1,82/1,92 | 1,98/2,08 | 3,56/3,98 | 0,00/0,00 | 0,00/0,00 | 3,10/3,30 | 380/430 |
| 6 | 1,80/1,90 | 1,97/2,07 | 3,56/3,98 | 3,40/3,60 | 0,00/0,00 | 3,10/3,30 | 380/430 |
| 7 | 1,80/1,90 | 1,97/2,07 | 3,56/3,98 | 3,40/3,60 | 0,00/0,00 | 3,10/3,30 | 380/430 |
| 8 | 1,79/1,89 | 1,96/2,06 | 3,56/3,98 | 3,40/3,60 | 0,00/0,00 | 3,10/3,30 | 380/430 |
| 9 | | | | | | | |
| 10 | | | | | | | |
| 11 | | | | | | | |
| 12 | | | | | | | |
| 13 | | | | | | | |
| 14 | | | | | | | |
| 15 | | | | | | | |
| 16 | | | | | | | |
| 17 | | | | | | | |
| 18 | | | | | | | |
| 19 | | | | | | | |
| 20 | | | | | | | |
| 21 | | | | | | | |
| 22 | | | | | | | |
| 23 | | | | | | | |
| 24 | | | | | | | |
| 25 | | | | | | | |
| 26 | | | | | | | |
| 27 | | | | | | | |
| 28 | | | | | | | |
| 29 | | | | | | | |
| 30 | | | | | | | |
| 31 | | | | | | | |
| 32 | | | | | | | |
| 33 | | | | | | | |
| 34 | | | | | | | |
| 35 | | | | | | | |
| 36 | | | | | | | |
| 37 | | | | | | | |
| 38 | | | | | | | |
| 39 | | | | | | | |
| 40 | | | | | | | |
| 41 | | | | | | | |
| 42 | | | | | | | |
| 43 | | | | | | | |
| 44 | | | | | | | |
| 45 | | | | | | | |
| 46 | | | | | | | |
| 47 | | | | | | | |
| 48 | | | | | | | |
| 49 | | | | | | | |
| 50 | | | | | | | |
| 51 | | | | | | | |
| 52 | | | | | | | |
| 53 | | | | | | | |

Fuente : LONJA PROVINCIAL AGROPECUARIA DE SALAMANCA.

Elaboración: Subd. Gral. Productos Ganaderos.

(*) Según RD 4/2014 de 10 de enero, entrada en vigor el 12/01/2014.

(**) Desde el 18/08/2014, lechones hasta 23 kg "gran partida".


| Comparación de precios cerdo blanco / tronco ibérico (euros / 100 kg vivo) | | | | | |
|---|-----------------------|----------------------|---------------------|----------------------|-------------------------|
| Año 2019 | | | | | |
| Semanas | Cerdo blanco * | | Tronco ibérico | | |
| | Euros 100 kg canal | Euros 100 Kg vivo | Cebado Intensivo | Cebado de Campo** | Cebados Bellota 100% |
| 1 | 128,54 | 100,26 | 202,72 | 213,71 | 320,11 |
| 2 | 122,33 | 95,42 | 202,25 | 213,73 | 320,11 |
| 3 | 127,14 | 99,17 | 201,61 | 213,55 | 320,11 |
| 4 | 126,77 | 98,88 | 199,98 | 213,40 | 318,48 |
| 5 | 126,97 | 99,04 | 198,51 | 213,25 | 318,48 |
| 6 | 127,43 | 99,40 | 196,60 | 211,36 | 318,48 |
| 7 | 130,36 | 101,68 | 193,53 | 208,75 | 318,48 |
| 8 | 132,25 | 103,16 | 191,91 | 208,15 | 318,48 |
| 9 | | | | | |
| 10 | | | | | |
| 11 | | | | | |
| 12 | | | | | |
| 13 | | | | | |
| 14 | | | | | |
| 15 | | | | | |
| 16 | | | | | |
| 17 | | | | | |
| 18 | | | | | |
| 19 | | | | | |
| 20 | | | | | |
| 21 | | | | | |
| 22 | | | | | |
| 23 | | | | | |
| 24 | | | | | |
| 25 | | | | | |
| 26 | | | | | |
| 27 | | | | | |
| 28 | | | | | |
| 29 | | | | | |
| 30 | | | | | |
| 31 | | | | | |
| 32 | | | | | |
| 33 | | | | | |
| 34 | | | | | |
| 35 | | | | | |
| 36 | | | | | |
| 37 | | | | | |
| 38 | | | | | |
| 39 | | | | | |
| 40 | | | | | |
| 41 | | | | | |
| 42 | | | | | |
| 43 | | | | | |
| 44 | | | | | |
| 45 | | | | | |
| 46 | | | | | |
| 47 | | | | | |
| 48 | | | | | |
| 49 | | | | | |
| 50 | | | | | |
| 51 | | | | | |
| 52 | | | | | |
| MEDIA | 127,72 | 99,62 | 198,39 | 211,99 | 319,09 |

(*) Cerdos de cebo entre 20-105 Kg de peso vivo y un rendimiento del 0,78% a la canal.

(**) Según RD 4/2014 de 10 de enero, entrada en vigor el 12/01/2014.

Fuente: S.G. Estadística.

COMPARACIÓN DE PRECIOS CERDO BLANCO / TRONCO IBÉRICO DURANTE EL AÑO 2019 (€/ 100 Kg vivo)



Fuente : S.G. Estadística.

Elaboración : S.G. Productos Ganaderos.