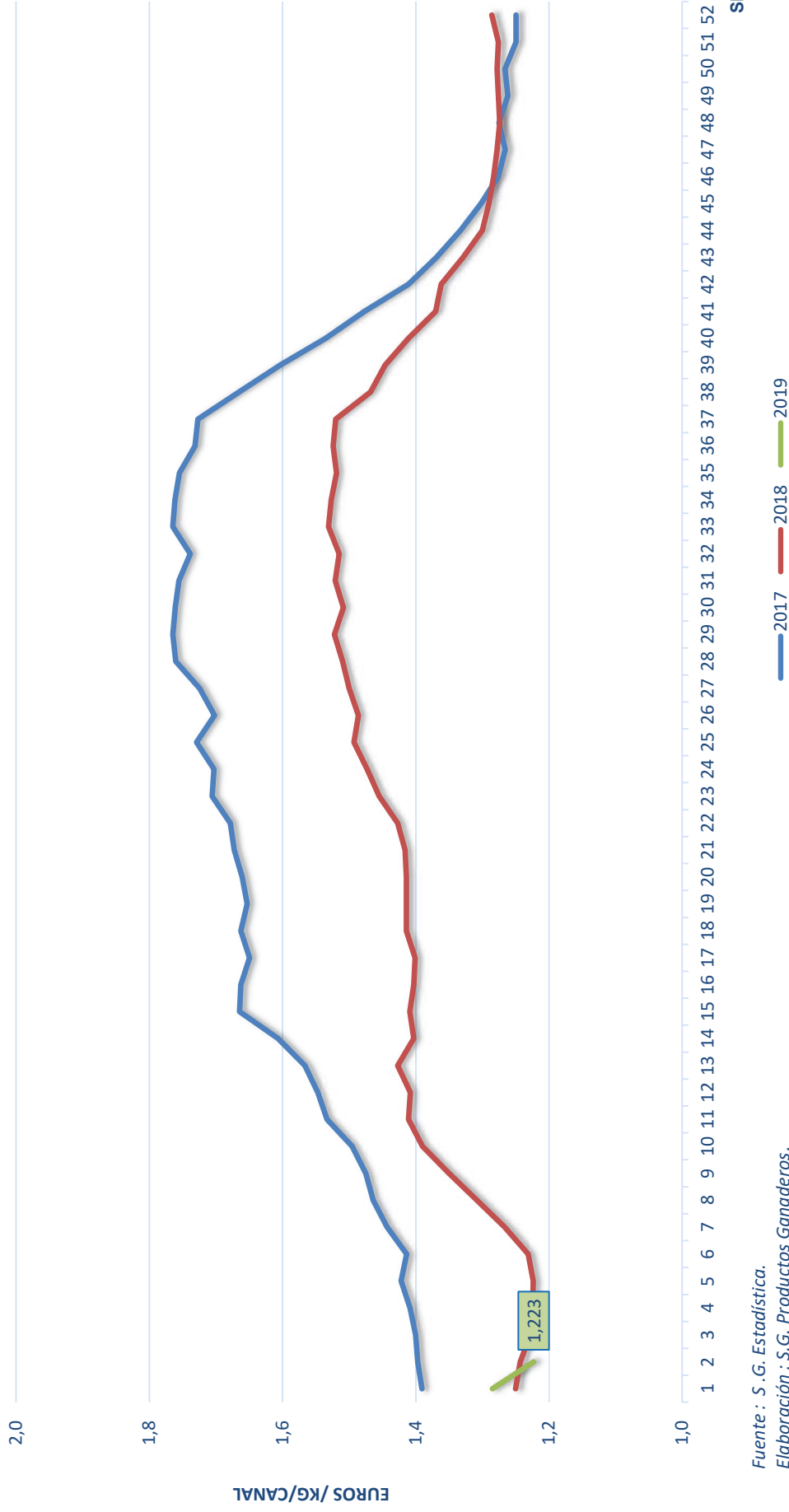


SECTOR PORCINO

SEMANA 2 (del 7 al 13 de enero de 2019)

CARNE DE PORCINO COMPARACIÓN INTERANUAL DE PRECIOS EN EL MERCADO ESPAÑOL, Canal Clase E



Fuente : S.G. Estadística.
Elaboración : S.G. Productos Ganaderos.

**COMPARACIÓN INTERANUAL DEL PRECIO DE LA CARNE DE PORCINO EN EL MERCADO ESPAÑOL
(Canal Clase E)**

| Semanas | 2017 (€/kg) | 2018 (€/kg) | % 2018/2017 | 2019 (€/kg) | % 2019/2018 |
|-------------|-------------|-------------|-------------|-------------|-------------|
| 1 | 1,391 | 1,250 | -11,26 | 1,285 | 2,79 |
| 2 | 1,397 | 1,243 | -12,39 | 1,223 | -1,61 |
| 3 | 1,400 | 1,228 | -14,03 | | |
| 4 | 1,408 | 1,225 | -15,02 | | |
| 5 | 1,422 | 1,224 | -16,21 | | |
| 6 | 1,414 | 1,231 | -14,81 | | |
| 7 | 1,443 | 1,267 | -13,93 | | |
| 8 | 1,464 | 1,308 | -11,93 | | |
| 9 | 1,475 | 1,350 | -9,26 | | |
| 10 | 1,496 | 1,390 | -7,60 | | |
| 11 | 1,533 | 1,411 | -8,67 | | |
| 12 | 1,547 | 1,408 | -9,87 | | |
| 13 | 1,566 | 1,427 | -9,77 | | |
| 14 | 1,607 | 1,403 | -14,53 | | |
| 15 | 1,665 | 1,409 | -18,13 | | |
| 16 | 1,663 | 1,403 | -18,50 | | |
| 17 | 1,650 | 1,401 | -17,75 | | |
| 18 | 1,663 | 1,414 | -17,58 | | |
| 19 | 1,653 | 1,414 | -16,90 | | |
| 20 | 1,661 | 1,414 | -17,44 | | |
| 21 | 1,673 | 1,416 | -18,12 | | |
| 22 | 1,679 | 1,427 | -17,63 | | |
| 23 | 1,706 | 1,455 | -17,24 | | |
| 24 | 1,703 | 1,473 | -15,60 | | |
| 25 | 1,729 | 1,493 | -15,82 | | |
| 26 | 1,702 | 1,486 | -14,54 | | |
| 27 | 1,724 | 1,500 | -14,96 | | |
| 28 | 1,760 | 1,510 | -16,58 | | |
| 29 | 1,765 | 1,522 | -15,95 | | |
| 30 | 1,761 | 1,509 | -16,74 | | |
| 31 | 1,756 | 1,521 | -15,43 | | |
| 32 | 1,739 | 1,515 | -14,75 | | |
| 33 | 1,765 | 1,531 | -15,27 | | |
| 34 | 1,762 | 1,527 | -15,36 | | |
| 35 | 1,755 | 1,519 | -15,51 | | |
| 36 | 1,731 | 1,524 | -13,60 | | |
| 37 | 1,727 | 1,520 | -13,61 | | |
| 38 | 1,666 | 1,468 | -13,45 | | |
| 39 | 1,604 | 1,446 | -10,91 | | |
| 40 | 1,535 | 1,411 | -8,79 | | |
| 41 | 1,477 | 1,370 | -7,82 | | |
| 42 | 1,411 | 1,362 | -3,58 | | |
| 43 | 1,369 | 1,329 | -3,00 | | |
| 44 | 1,333 | 1,300 | -2,54 | | |
| 45 | 1,302 | 1,290 | -0,93 | | |
| 46 | 1,277 | 1,283 | 0,51 | | |
| 47 | 1,266 | 1,278 | 0,95 | | |
| 48 | 1,275 | 1,274 | -0,09 | | |
| 49 | 1,262 | 1,276 | 1,13 | | |
| 50 | 1,266 | 1,278 | 0,95 | | |
| 51 | 1,250 | 1,276 | 2,08 | | |
| 52 | 1,250 | 1,286 | 2,84 | | |
| 53 | | | | | |
| PROM | 1,548 | 1,388 | -11,248 | 1,254 | -9,676 |
| MAX | 1,765 | 1,531 | 2,838 | 1,285 | -16,068 |
| MIN | 1,250 | 1,224 | -18,496 | 1,223 | -0,049 |

Fuente: S.G. Estadística (MAPAMA).

Elaboración: S.G. Productos Ganaderos.

**Precio del cerdo vivo en las diferentes lonjas año 2019
(€/Kg de peso vivo)**

| Semanas | Mercolleida | Salamanca | Silleda | Precio medio |
|-------------|-------------|-----------|---------|--------------|
| 1 | 1,048 | 1,045 | 1,070 | 1,054 |
| 2 | 1,048 | 1,045 | 1,070 | 1,054 |
| 3 | | | | |
| 4 | | | | |
| 5 | | | | |
| 6 | | | | |
| 7 | | | | |
| 8 | | | | |
| 9 | | | | |
| 10 | | | | |
| 11 | | | | |
| 12 | | | | |
| 13 | | | | |
| 14 | | | | |
| 15 | | | | |
| 16 | | | | |
| 17 | | | | |
| 18 | | | | |
| 19 | | | | |
| 20 | | | | |
| 21 | | | | |
| 22 | | | | |
| 23 | | | | |
| 24 | | | | |
| 25 | | | | |
| 26 | | | | |
| 27 | | | | |
| 28 | | | | |
| 29 | | | | |
| 30 | | | | |
| 31 | | | | |
| 32 | | | | |
| 33 | | | | |
| 34 | | | | |
| 35 | | | | |
| 36 | | | | |
| 37 | | | | |
| 38 | | | | |
| 39 | | | | |
| 40 | | | | |
| 41 | | | | |
| 42 | | | | |
| 43 | | | | |
| 44 | | | | |
| 45 | | | | |
| 46 | | | | |
| 47 | | | | |
| 48 | | | | |
| 49 | | | | |
| 50 | | | | |
| 51 | | | | |
| 52 | | | | |
| PROM | 1,048 | 1,045 | 1,070 | 1,054 |
| MAX | 1,048 | 1,045 | 1,070 | 1,054 |
| MIN | 1,048 | 1,045 | 1,070 | 1,054 |

Fuente: S.G. Estadística (MAPAMA).
Elaboración: S.G. Productos Ganaderos.

PRECIOS EN LONJA DE PORCINO AÑO 2019 Kg de Peso Vivo



Fuente : S. G. Estadística.
Elaboración : S.G. Productos Ganaderos.


— Mercolleida
 — Salamanca
 — Silleda
 — Series4
 SEMANAS

COMPARACIÓN INTERANUAL DE PRECIOS DEL DESPIECE DE PORCINO EN EL MERCADO ESPAÑOL

| Semanas | A MAYORISTAS | | | | | A FABRICANTES | | | | | | |
|-------------|-------------------|-----------|----------|--------|----------------|---------------|------------|------------------|---------|-----------------|-----------------|-----------------|
| | Chuleta de Girona | Lomo caña | Costilla | Filete | Cabeza de Lomo | Jamón redondo | Jamón York | Espalda sin piel | Panceta | Bacon sin hueso | Papada sin piel | Tocino sin piel |
| 1 | 2,815 | 3,485 | 3,615 | 4,865 | 3,065 | 2,275 | 1,765 | 1,435 | 2,425 | 2,855 | 1,665 | 1,015 |
| 2 | 2,815 | 3,485 | 3,615 | 4,865 | 3,065 | 2,275 | 1,765 | 1,435 | 2,425 | 2,855 | 1,665 | 1,015 |
| 3 | | | | | | | | | | | | |
| 4 | | | | | | | | | | | | |
| 5 | | | | | | | | | | | | |
| 6 | | | | | | | | | | | | |
| 7 | | | | | | | | | | | | |
| 8 | | | | | | | | | | | | |
| 9 | | | | | | | | | | | | |
| 10 | | | | | | | | | | | | |
| 11 | | | | | | | | | | | | |
| 12 | | | | | | | | | | | | |
| 13 | | | | | | | | | | | | |
| 14 | | | | | | | | | | | | |
| 15 | | | | | | | | | | | | |
| 16 | | | | | | | | | | | | |
| 17 | | | | | | | | | | | | |
| 18 | | | | | | | | | | | | |
| 19 | | | | | | | | | | | | |
| 20 | | | | | | | | | | | | |
| 21 | | | | | | | | | | | | |
| 22 | | | | | | | | | | | | |
| 23 | | | | | | | | | | | | |
| 24 | | | | | | | | | | | | |
| 25 | | | | | | | | | | | | |
| 26 | | | | | | | | | | | | |
| 27 | | | | | | | | | | | | |
| 28 | | | | | | | | | | | | |
| 29 | | | | | | | | | | | | |
| 30 | | | | | | | | | | | | |
| 31 | | | | | | | | | | | | |
| 32 | | | | | | | | | | | | |
| 33 | | | | | | | | | | | | |
| 34 | | | | | | | | | | | | |
| 35 | | | | | | | | | | | | |
| 36 | | | | | | | | | | | | |
| 37 | | | | | | | | | | | | |
| 38 | | | | | | | | | | | | |
| 39 | | | | | | | | | | | | |
| 40 | | | | | | | | | | | | |
| 41 | | | | | | | | | | | | |
| 42 | | | | | | | | | | | | |
| 43 | | | | | | | | | | | | |
| 44 | | | | | | | | | | | | |
| 45 | | | | | | | | | | | | |
| 46 | | | | | | | | | | | | |
| 47 | | | | | | | | | | | | |
| 48 | | | | | | | | | | | | |
| 49 | | | | | | | | | | | | |
| 50 | | | | | | | | | | | | |
| 51 | | | | | | | | | | | | |
| 52 | | | | | | | | | | | | |
| PROM | 2,815 | 3,485 | 3,615 | 4,865 | 3,065 | 2,275 | 1,765 | 1,435 | 2,425 | 2,855 | 1,665 | 1,015 |
| MAX | 2,815 | 3,485 | 3,615 | 4,865 | 3,065 | 2,275 | 1,765 | 1,435 | 2,425 | 2,855 | 1,665 | 1,015 |
| MIN | 2,815 | 3,485 | 3,615 | 4,865 | 3,065 | 2,275 | 1,765 | 1,435 | 2,425 | 2,855 | 1,665 | 1,015 |

Fuente: Mercolleida. * Media del rango de precios
 Elaboración: S.G. Productos Ganaderos.

DESPIECE DE PORCINO COMPARACIÓN INTERANUAL DE PRECIOS EN EL MERCADO ESPAÑOL A Fabricantes



Fuente : Mercolleida.
Elaboración : S.G. Productos Ganaderos.

DESPIECE DE PORCINO COMPARACIÓN INTERANUAL DE PRECIOS EN EL MERCADO ESPAÑOL A Mayoristas



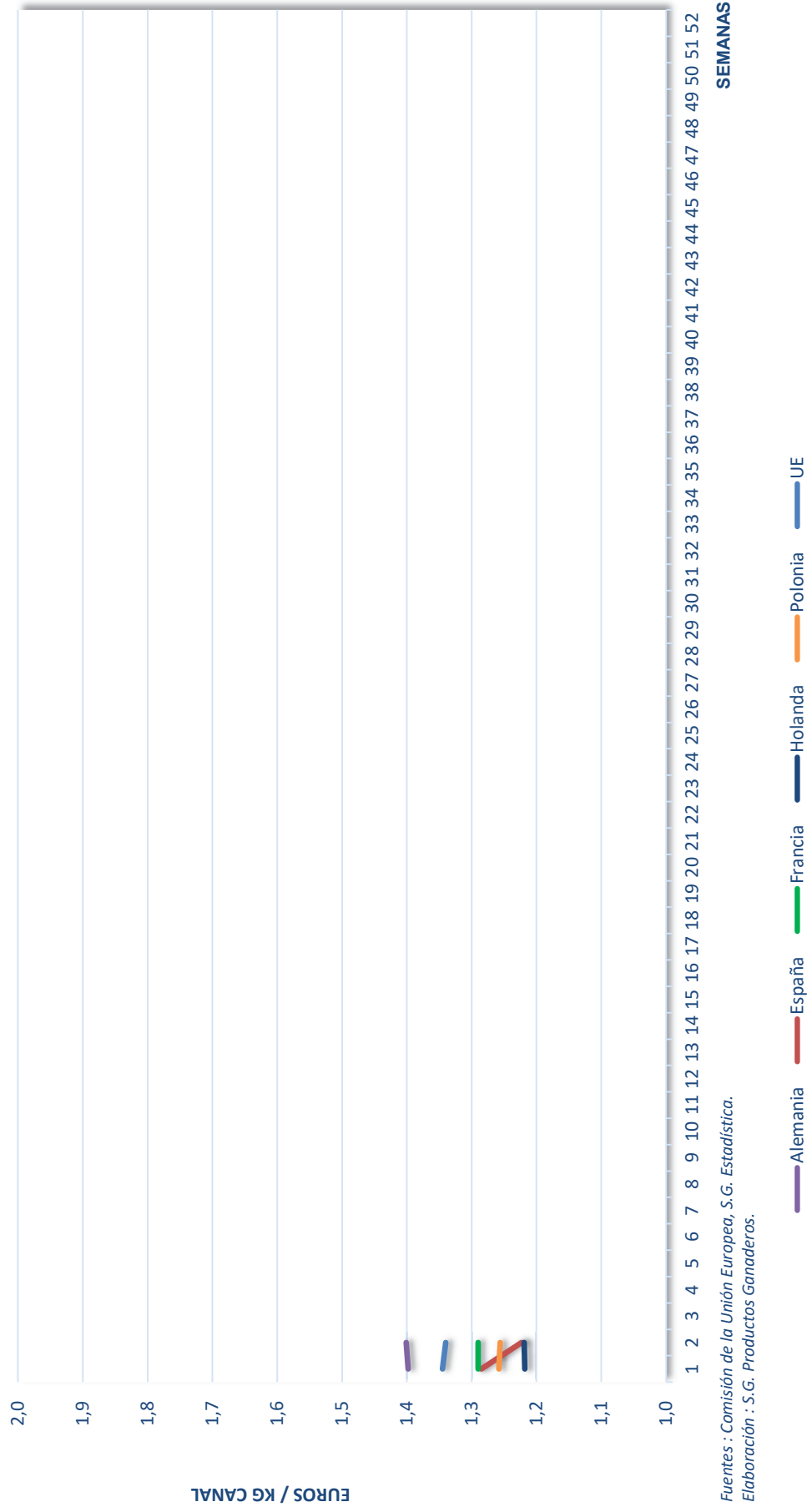
Fuente : Mercolleida.
Elaboración : S.G. Productos Ganaderos.

| COMPARACIÓN DE PRECIOS EN EL MERCADO COMUNITARIO 2019 | | | | | | |
|---|----------|--------|---------|---------|---------|-------|
| CARNE DE PORCINO (€ / Kg canal Clase E) | | | | | | |
| Semanas | Alemania | España | Francia | Holanda | Polonia | UE |
| 1 | 1,398 | 1,285 | 1,290 | 1,218 | 1,258 | 1,345 |
| 2 | 1,401 | 1,223 | 1,290 | 1,219 | 1,256 | 1,340 |
| 3 | | | | | | |
| 4 | | | | | | |
| 5 | | | | | | |
| 6 | | | | | | |
| 7 | | | | | | |
| 8 | | | | | | |
| 9 | | | | | | |
| 10 | | | | | | |
| 11 | | | | | | |
| 12 | | | | | | |
| 13 | | | | | | |
| 14 | | | | | | |
| 15 | | | | | | |
| 16 | | | | | | |
| 17 | | | | | | |
| 18 | | | | | | |
| 19 | | | | | | |
| 20 | | | | | | |
| 21 | | | | | | |
| 22 | | | | | | |
| 23 | | | | | | |
| 24 | | | | | | |
| 25 | | | | | | |
| 26 | | | | | | |
| 27 | | | | | | |
| 28 | | | | | | |
| 29 | | | | | | |
| 30 | | | | | | |
| 31 | | | | | | |
| 32 | | | | | | |
| 33 | | | | | | |
| 34 | | | | | | |
| 35 | | | | | | |
| 36 | | | | | | |
| 37 | | | | | | |
| 38 | | | | | | |
| 39 | | | | | | |
| 40 | | | | | | |
| 41 | | | | | | |
| 42 | | | | | | |
| 43 | | | | | | |
| 44 | | | | | | |
| 45 | | | | | | |
| 46 | | | | | | |
| 47 | | | | | | |
| 48 | | | | | | |
| 49 | | | | | | |
| 50 | | | | | | |
| 51 | | | | | | |
| 52 | | | | | | |
| MEDIA | 1,400 | 1,254 | 1,290 | 1,219 | 1,257 | 1,343 |

Fuentes: Comisión de la UE, S.G. Estadística (MAGRAMA).

precios repetidos de la semana precedente por falta de datos UE

CARNE DE PORCINO COMPARACIÓN DE PRECIOS EN EL MERCADO INTERIOR COMUNITARIO DURANTE EL AÑO 2019 Canal Clase E



Fuentes : Comisión de la Unión Europea, S.G. Estadística.
Elaboración : S.G. Productos Ganaderos.

PRECIOS SEMANALES EN LA UNIÓN EUROPEA, AÑO 2019. Canal Clase E.

| ESTADOS MIEMBROS | Semana 52/2018 | | |
|---------------------|----------------|---------------|---------------|
| | Semana 52/2018 | Semana 1/2019 | Semana 2/2019 |
| BÉLGICA | 106 | 105,9 | 105,4 |
| BULGARIA | 165,49 | 165,49 | 165,49 |
| REPÚBL. CHECA | 136,85 | 137,15 | 138,02 |
| DINAMARCA | 127,63 | 127,75 | 127,11 |
| ALEMANIA | 140,44 | 139,76 | 140,07 |
| ESTONIA | 143,74 | 146,83 | 145,12 |
| GRECIA | 173,64 | 173,64 | 173,64 |
| ESPAÑA | 128,64 | 128,54 | 122,33 |
| FRANCIA | 128 | 129 | 129 |
| CROACIA | 143,72 | 141,07 | 140,78 |
| IRLANDA | 138,62 | 136,39 | 136,87 |
| ITALIA | 139,2 | 139,2 | 139,2 |
| CHIPRE | 162,31 | 162,86 | 161,04 |
| LETONIA | 128,32 | 126,69 | 127,4 |
| LITUANIA | 123,2 | 122,22 | 122,04 |
| LUXEMBURGO | 157,1 | 157,1 | 157,1 |
| HUNGRÍA | 143,79 | 142,76 | 142,62 |
| MALTA | 218 | 218 | 218 |
| HOLANDA | 122,56 | 121,8 | 121,91 |
| AUSTRIA | 141,82 | 141,02 | 141,35 |
| POLONIA | 128,32 | 125,75 | 125,55 |
| PORTUGAL | 150 | 138 | 138 |
| RUMANÍA | 151,38 | 149,97 | 147,07 |
| ESLOVENIA | 150,06 | 148,01 | 150,57 |
| ESLOVAQUIA | 143,31 | 141,4 | 144,09 |
| FINLANDIA | 165,17 | 164,04 | 165,06 |
| SUECIA | 165,66 | 169,21 | 168,2 |
| REINO UNIDO | 156,45 | 156,18 | 156,13 |
| MEDIA UE* | 145,69 | 144,85 | 144,6 |

Fuentes: Comisión de la Unión Europea, S.G. Estadística.

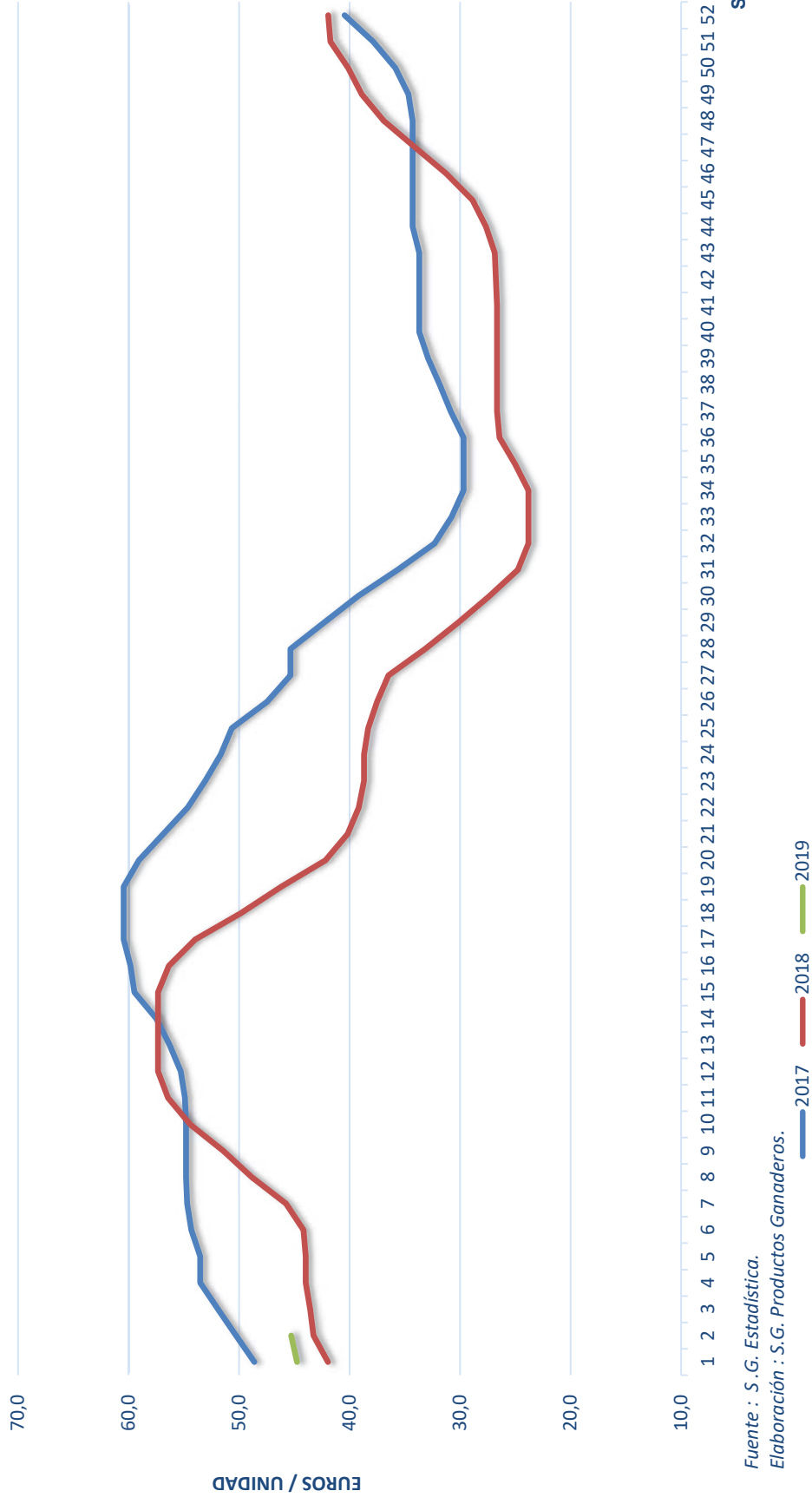
Elaboración: S.G. Productos Ganaderos.

| COMPARACIÓN INTERANUAL DE PRECIOS DEL LECHÓN EN EL MERCADO ESPAÑOL (BASE 20 KG) | | | | | | |
|--|-------|-------|---------|-------|-------|---------|
| EUROS / UNIDAD | | | | | | |
| Semanas | 2017 | 2018 | % 18/17 | 2018 | 2019 | % 19/18 |
| 1 | 48,62 | 41,96 | -13,70 | 41,96 | 44,75 | 6,65 |
| 2 | 50,28 | 43,26 | -13,96 | 43,26 | 45,28 | 4,67 |
| 3 | 51,90 | 43,57 | -16,05 | 43,57 | | |
| 4 | 53,52 | 43,96 | -17,86 | 43,96 | | |
| 5 | 53,52 | 43,96 | -17,86 | 43,96 | | |
| 6 | 54,31 | 44,16 | -18,69 | 44,16 | | |
| 7 | 54,69 | 45,74 | -16,36 | 45,74 | | |
| 8 | 54,79 | 48,84 | -10,86 | 48,84 | | |
| 9 | 54,79 | 51,43 | -6,13 | 51,43 | | |
| 10 | 54,79 | 54,43 | -0,66 | 54,43 | | |
| 11 | 54,90 | 56,43 | 2,79 | 56,43 | | |
| 12 | 55,28 | 57,33 | 3,71 | 57,33 | | |
| 13 | 56,28 | 57,33 | 1,87 | 57,33 | | |
| 14 | 57,48 | 57,33 | -0,26 | 57,33 | | |
| 15 | 59,48 | 57,33 | -3,61 | 57,33 | | |
| 16 | 59,82 | 56,36 | -5,78 | 56,36 | | |
| 17 | 60,44 | 53,96 | -10,72 | 53,96 | | |
| 18 | 60,44 | 49,81 | -17,59 | 49,81 | | |
| 19 | 60,44 | 46,17 | -23,61 | 46,17 | | |
| 20 | 59,06 | 42,17 | -28,60 | 42,17 | | |
| 21 | 56,85 | 40,17 | -29,34 | 40,17 | | |
| 22 | 54,65 | 39,17 | -28,33 | 39,17 | | |
| 23 | 53,06 | 38,68 | -27,10 | 38,68 | | |
| 24 | 51,65 | 38,68 | -25,11 | 38,68 | | |
| 25 | 50,65 | 38,30 | -24,38 | 38,30 | | |
| 26 | 47,47 | 37,51 | -20,98 | 37,51 | | |
| 27 | 45,34 | 36,48 | -19,54 | 36,48 | | |
| 28 | 45,34 | 33,17 | -26,84 | 33,17 | | |
| 29 | 42,3 | 30,17 | -28,68 | 30,17 | | |
| 30 | 39,23 | 27,37 | -30,23 | 27,37 | | |
| 31 | 35,64 | 24,78 | -30,47 | 24,78 | | |
| 32 | 32,30 | 23,81 | -26,28 | 23,81 | | |
| 33 | 30,78 | 23,81 | -22,64 | 23,81 | | |
| 34 | 29,68 | 23,81 | -19,78 | 23,81 | | |
| 35 | 29,68 | 25,02 | -15,70 | 25,02 | | |
| 36 | 29,68 | 26,43 | -10,95 | 26,43 | | |
| 37 | 30,85 | 26,66 | -13,58 | 26,66 | | |
| 38 | 31,82 | 26,66 | -16,22 | 26,66 | | |
| 39 | 32,89 | 26,66 | -18,94 | 26,66 | | |
| 40 | 33,68 | 26,66 | -20,84 | 26,66 | | |
| 41 | 33,68 | 26,66 | -20,84 | 26,66 | | |
| 42 | 33,68 | 26,76 | -20,55 | 26,76 | | |
| 43 | 33,68 | 26,86 | -20,25 | 26,86 | | |
| 44 | 34,30 | 27,66 | -19,36 | 27,66 | | |
| 45 | 34,30 | 28,86 | -15,86 | 28,86 | | |
| 46 | 34,30 | 31,25 | -8,89 | 31,25 | | |
| 47 | 34,30 | 34,10 | -0,58 | 34,10 | | |
| 48 | 34,30 | 36,90 | 7,58 | 36,90 | | |
| 49 | 34,68 | 38,90 | 12,17 | 38,90 | | |
| 50 | 35,85 | 40,12 | 11,91 | 40,12 | | |
| 51 | 37,85 | 41,73 | 10,25 | 41,73 | | |
| 52 | 40,45 | 41,93 | 3,66 | 41,93 | | |
| 53 | | | | | | |
| MAX | 60,44 | 57,33 | 12,17 | 57,33 | 45,28 | 6,65 |
| MIN | 29,68 | 23,81 | -30,47 | 23,81 | 45,28 | 4,67 |
| PROM | 44,83 | 38,60 | -13,87 | 38,60 | 45,28 | 5,66 |

Fuente: S.G. Estadística (MAGRAMA).

Elaboración: S.G. Productos Ganaderos.

LECHONES
COMPARACIÓN INTERANUAL DE PRECIOS EN EL MERCADO ESPAÑOL
 Lechón Base 20 kg



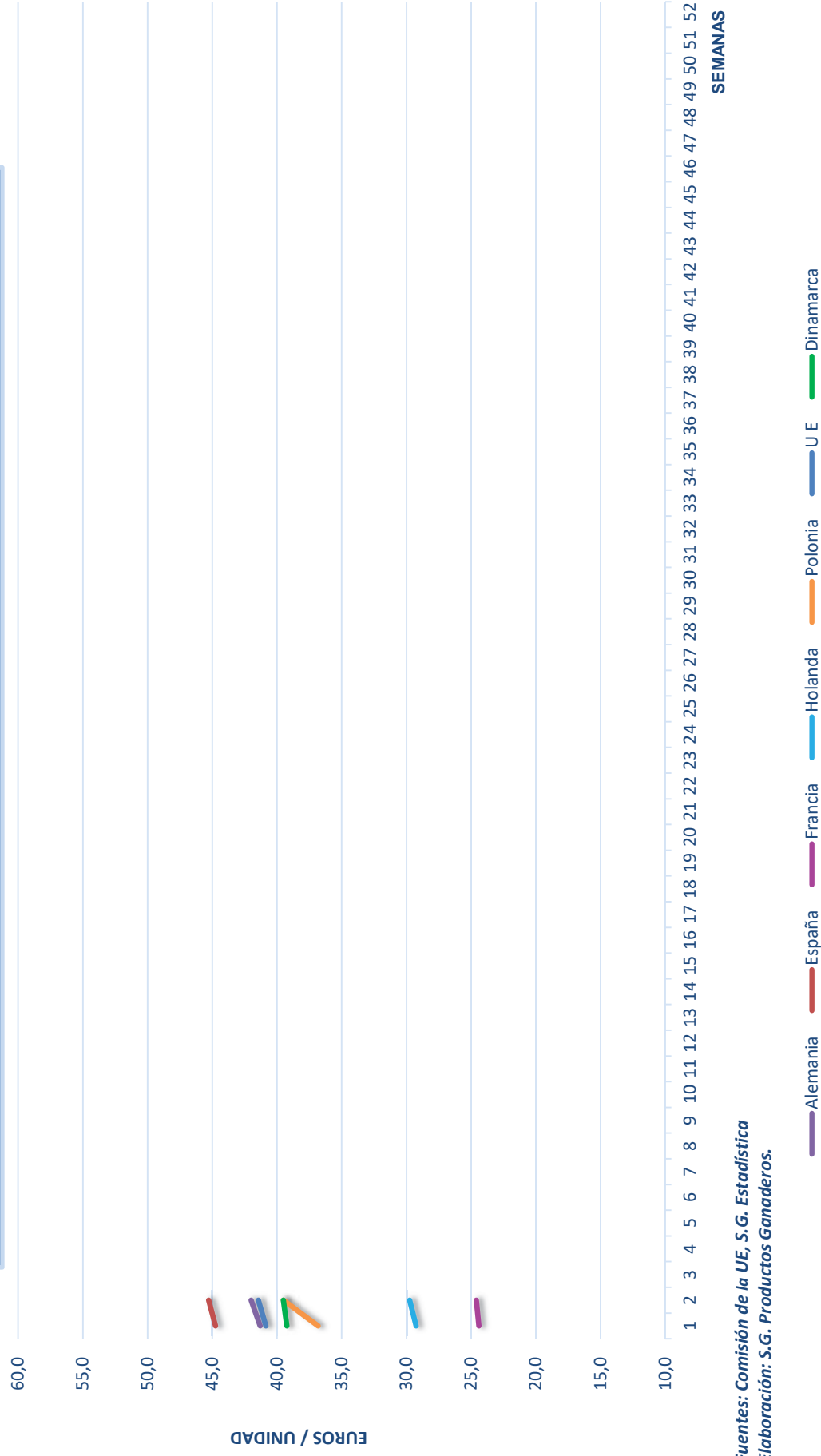
Fuente : S.G. Estadística.

Elaboración : S.G. Productos Ganaderos.

| COMPARACIÓN DE PRECIOS EN EL MERCADO COMUNITARIO 2019 | | | | | | | |
|---|----------|--------|---------|---------|---------|-----------|-------|
| LECHONES (€ / Lechón) | | | | | | | |
| Semanas | Alemania | España | Francia | Holanda | Polonia | Dinamarca | UE |
| 1 | 41,30 | 44,75 | 24,40 | 29,25 | 36,82 | 39,24 | 40,86 |
| 2 | 42,00 | 45,28 | 24,60 | 29,75 | 39,51 | 39,51 | 41,44 |
| 3 | | | | | | | |
| 4 | | | | | | | |
| 5 | | | | | | | |
| 6 | | | | | | | |
| 7 | | | | | | | |
| 8 | | | | | | | |
| 9 | | | | | | | |
| 10 | | | | | | | |
| 11 | | | | | | | |
| 12 | | | | | | | |
| 13 | | | | | | | |
| 14 | | | | | | | |
| 15 | | | | | | | |
| 16 | | | | | | | |
| 17 | | | | | | | |
| 18 | | | | | | | |
| 19 | | | | | | | |
| 20 | | | | | | | |
| 21 | | | | | | | |
| 22 | | | | | | | |
| 23 | | | | | | | |
| 24 | | | | | | | |
| 25 | | | | | | | |
| 26 | | | | | | | |
| 27 | | | | | | | |
| 28 | | | | | | | |
| 29 | | | | | | | |
| 30 | | | | | | | |
| 31 | | | | | | | |
| 32 | | | | | | | |
| 33 | | | | | | | |
| 34 | | | | | | | |
| 35 | | | | | | | |
| 36 | | | | | | | |
| 37 | | | | | | | |
| 38 | | | | | | | |
| 39 | | | | | | | |
| 40 | | | | | | | |
| 41 | | | | | | | |
| 42 | | | | | | | |
| 43 | | | | | | | |
| 44 | | | | | | | |
| 45 | | | | | | | |
| 46 | | | | | | | |
| 47 | | | | | | | |
| 48 | | | | | | | |
| 49 | | | | | | | |
| 50 | | | | | | | |
| 51 | | | | | | | |
| 52 | | | | | | | |
| MEDIA | 41,65 | 45,02 | 24,50 | 29,50 | 38,17 | 39,38 | 41,15 |

Fuentes: Comisión de la UE, S.G. Estadística (MAGRAMA).

GANADO PORCINO COMPARACIÓN DEL PRECIO DE LOS LECHONES EN EL MERCADO INTERIOR COMUNITARIO AÑO 2019 (€/LECHÓN)




Fuentes: Comisión de la UE, S.G. Estadística
Elaboración: S.G. Productos Ganaderos.

Fuentes: Comisión de la Unión Europea, S.G. Estadística.
Elaboración: S.G. Productos Ganaderos.

| CARNE DE PORCINO-LECHONES | | |
|----------------------------------|----------------------------|----------------------------|
| PRECIOS DEL MERCADO ESPAÑOL 2019 | | |
| semana | Carne (€/Kg canal Clase E) | Lechones 20 Kg (€/Kg vivo) |
| 1 | 1,285 | 2,238 |
| 2 | 1,223 | 2,264 |
| 3 | | |
| 4 | | |
| 5 | | |
| 6 | | |
| 7 | | |
| 8 | | |
| 9 | | |
| 10 | | |
| 11 | | |
| 12 | | |
| 13 | | |
| 14 | | |
| 15 | | |
| 16 | | |
| 17 | | |
| 18 | | |
| 19 | | |
| 20 | | |
| 21 | | |
| 22 | | |
| 23 | | |
| 24 | | |
| 25 | | |
| 26 | | |
| 27 | | |
| 28 | | |
| 29 | | |
| 30 | | |
| 31 | | |
| 32 | | |
| 33 | | |
| 34 | | |
| 35 | | |
| 36 | | |
| 37 | | |
| 38 | | |
| 39 | | |
| 40 | | |
| 41 | | |
| 42 | | |
| 43 | | |
| 44 | | |
| 45 | | |
| 46 | | |
| 47 | | |
| 48 | | |
| 49 | | |
| 50 | | |
| 51 | | |
| 52 | | |
| MEDIA | 1,254 | 2,251 |

Fuente: S.G. Estadística (MAGRAMA).
 Elaboración: S.G. Productos Ganaderos.

GANADO PORCINO
PRECIOS EN EL MERCADO ESPAÑOL DURANTE EL AÑO 2019
 Canal Clase E / Lechón Base 20 kg



Fuente : S .G. Estadística.

Elaboración : S.G. Productos Ganaderos.

PRECIO DE LOS LECHONES EN LAS DIFERENTES LONJAS, AÑO 2019

| Semanas | M. LLEIDA | | SEGOVIA (20 kg) | | SILLEDA (20 kg) | | | | ZAMORA (20 kg) | |
|--------------|------------|---------|-----------------|---------|------------------|---------|-------------------|---------|----------------|---------|
| | Base 20 kg | | Selecto | | Varias explotac. | | Única explotación | | Gran partida | |
| | €/Kg. | €/Unid. | €/Kg. | €/Unid. | €/Kg. | €/Unid. | €/Kg. | €/Unid. | €/Kg. | €/Unid. |
| 1 | 0,02 | 38,00 | 2,35 | 47,00 | 2,50 | 50,00 | 2,75 | 55,00 | 2,35 | 47,00 |
| 2 | 0,02 | 38,50 | 2,40 | 48,00 | 2,55 | 51,00 | 2,80 | 56,00 | 2,45 | 49,00 |
| 3 | | | | | | | | | | |
| 4 | | | | | | | | | | |
| 5 | | | | | | | | | | |
| 6 | | | | | | | | | | |
| 7 | | | | | | | | | | |
| 8 | | | | | | | | | | |
| 9 | | | | | | | | | | |
| 10 | | | | | | | | | | |
| 11 | | | | | | | | | | |
| 12 | | | | | | | | | | |
| 13 | | | | | | | | | | |
| 14 | | | | | | | | | | |
| 15 | | | | | | | | | | |
| 16 | | | | | | | | | | |
| 17 | | | | | | | | | | |
| 18 | | | | | | | | | | |
| 19 | | | | | | | | | | |
| 20 | | | | | | | | | | |
| 21 | | | | | | | | | | |
| 22 | | | | | | | | | | |
| 23 | | | | | | | | | | |
| 24 | | | | | | | | | | |
| 25 | | | | | | | | | | |
| 26 | | | | | | | | | | |
| 27 | | | | | | | | | | |
| 28 | | | | | | | | | | |
| 29 | | | | | | | | | | |
| 30 | | | | | | | | | | |
| 31 | | | | | | | | | | |
| 32 | | | | | | | | | | |
| 33 | | | | | | | | | | |
| 34 | | | | | | | | | | |
| 35 | | | | | | | | | | |
| 36 | | | | | | | | | | |
| 37 | | | | | | | | | | |
| 38 | | | | | | | | | | |
| 39 | | | | | | | | | | |
| 40 | | | | | | | | | | |
| 41 | | | | | | | | | | |
| 42 | | | | | | | | | | |
| 43 | | | | | | | | | | |
| 44 | | | | | | | | | | |
| 45 | | | | | | | | | | |
| 46 | | | | | | | | | | |
| 47 | | | | | | | | | | |
| 48 | | | | | | | | | | |
| 49 | | | | | | | | | | |
| 50 | | | | | | | | | | |
| 51 | | | | | | | | | | |
| 52 | | | | | | | | | | |
| MEDIA | 0,02 | 38,25 | 2,38 | 47,50 | 2,53 | 50,50 | 2,78 | 55,50 | 2,40 | 48,00 |

nd = no disponible.
 cursiva = sin cotización.

Fuente : Lonjas.
 Elaboración: S.G. Productos Ganaderos.

SECTOR PORCINO IBÉRICO

SEMANA 2 (del 7 al 13 de enero de 2019)

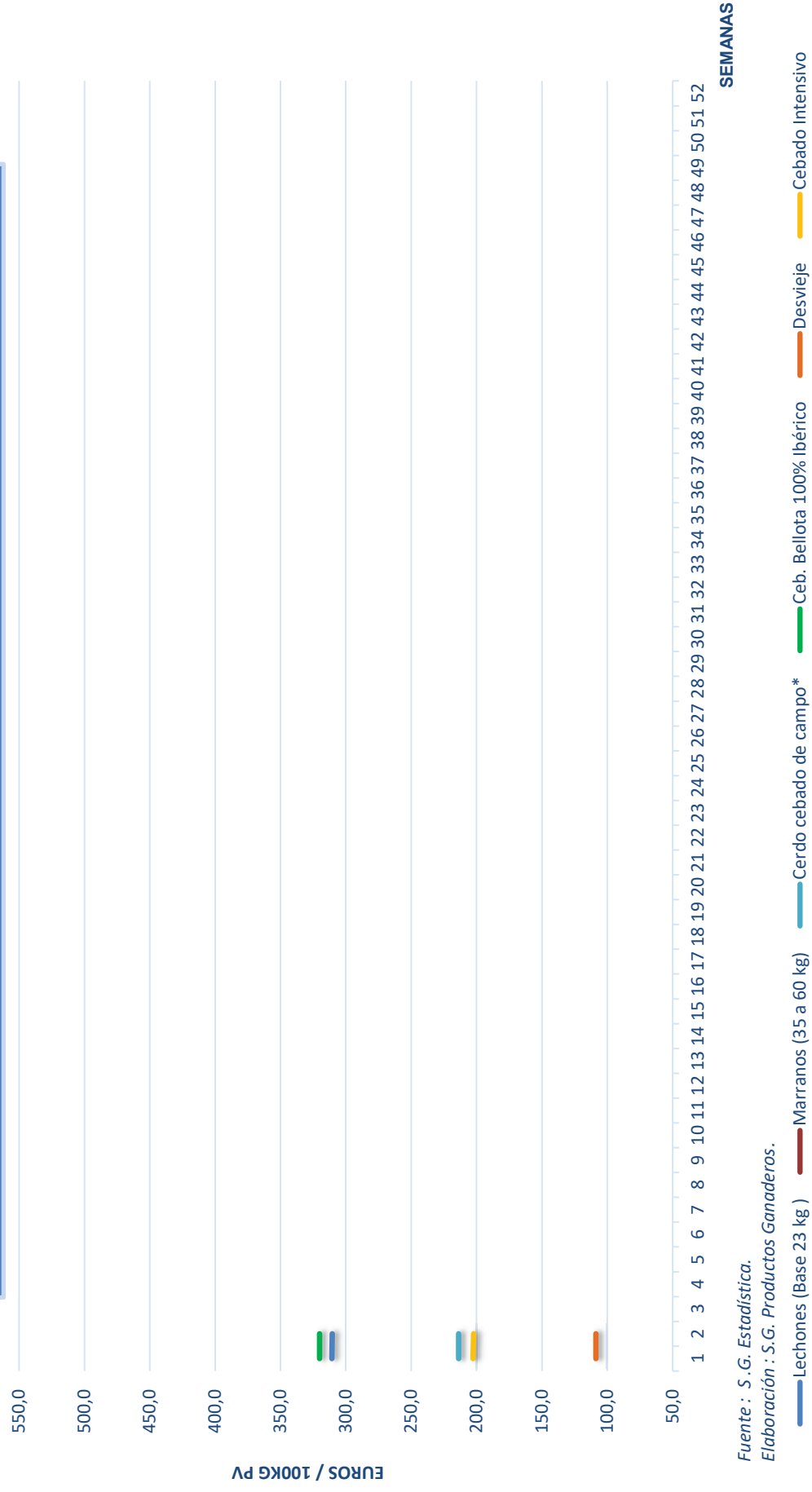
| PRECIOS EN MERCADOS REPRESENTATIVOS DEL TRONCO IBÉRICO, AÑO 2019 | | | | | | | |
|--|---------------------------|--------------------------|--------------------------|---------------------|---------------------------|------------------------------|---------------|
| Euros/100 kg vivo | | | | | | | |
| Semanas | Lechones (Base 23 kg) | Marranos (35 a 60 kg) | Primals (60 a 100 kg) | Cebado Intensivo | Cerdo cebado de campo* | Ceb. Bellota 100% Ibérico | Desvieje |
| 1 | 310,71 | | | 202,72 | 213,71 | 320,11 | 108,70 |
| 2 | 310,42 | | | 202,25 | 213,73 | 320,11 | 108,70 |
| 3 | | | | | | | |
| 4 | | | | | | | |
| 5 | | | | | | | |
| 6 | | | | | | | |
| 7 | | | | | | | |
| 8 | | | | | | | |
| 9 | | | | | | | |
| 10 | | | | | | | |
| 11 | | | | | | | |
| 12 | | | | | | | |
| 13 | | | | | | | |
| 14 | | | | | | | |
| 15 | | | | | | | |
| 16 | | | | | | | |
| 17 | | | | | | | |
| 18 | | | | | | | |
| 19 | | | | | | | |
| 20 | | | | | | | |
| 21 | | | | | | | |
| 22 | | | | | | | |
| 23 | | | | | | | |
| 24 | | | | | | | |
| 25 | | | | | | | |
| 26 | | | | | | | |
| 27 | | | | | | | |
| 28 | | | | | | | |
| 29 | | | | | | | |
| 30 | | | | | | | |
| 31 | | | | | | | |
| 32 | | | | | | | |
| 33 | | | | | | | |
| 34 | | | | | | | |
| 35 | | | | | | | |
| 36 | | | | | | | |
| 37 | | | | | | | |
| 38 | | | | | | | |
| 39 | | | | | | | |
| 40 | | | | | | | |
| 41 | | | | | | | |
| 42 | | | | | | | |
| 43 | | | | | | | |
| 44 | | | | | | | |
| 45 | | | | | | | |
| 46 | | | | | | | |
| 47 | | | | | | | |
| 48 | | | | | | | |
| 49 | | | | | | | |
| 50 | | | | | | | |
| 51 | | | | | | | |
| 52 | | | | | | | |
| MEDIA | 310,57 | #¡DIV/0! | | 202,49 | 213,72 | 320,11 | 108,70 |

Fuente: S.G. Estadística.

(*) Sustituye a la denominación Cerdo de Cebo Extensivo según RD 4/2014.

Elaboración: S.G. Productos Ganaderos.

PRECIOS EN MERCADOS REPRESENTATIVOS DEL TRONCO IBÉRICO AÑO 2019



Fuente : S. G. Estadística.
Elaboración : S.G. Productos Ganaderos.

**SEGUIMIENTO DE PRECIOS DEL CERDO IBÉRICO
LONJA DE ARAPORC (SEVILLA)
AÑO 2019**

S/C = Sin cotización.

S/A = Sin acuerdo

S/O = Sin operación.

| SE MA NA | LECHÓN. 50 libras (Eu/libra) | MARRANOS 3 a 5 arroba. Eu/arroba | PRIMALES 6 a 9 arroba. Eu/arroba | CERDOS Cebo* Eu/arroba | CERDOS Cebo de campo* Eu/arroba | CEBADOS Bellota 100% Eu/arroba | CERDOS Desecho Eu/arroba | REPRO- DUCTORAS Eu/unidad |
|----------------|------------------------------------|--|--|------------------------------|---------------------------------------|--------------------------------------|--------------------------------|---------------------------------|
| 1 | 1,30/1,55 | S/C | S/C | 25,05/25,65 | 25,05/25,65 | 34,50/38,60 | 12,00/13,00 | 350/400 |
| 2 | 1,30/1,55 | S/C | S/C | 25,05/25,65 | 25,05/25,65 | 34,50/38,60 | 12,00/13,00 | 350/400 |
| 3 | | | | | | | | |
| 4 | | | | | | | | |
| 5 | | | | | | | | |
| 6 | | | | | | | | |
| 7 | | | | | | | | |
| 8 | | | | | | | | |
| 9 | | | | | | | | |
| 10 | | | | | | | | |
| 11 | | | | | | | | |
| 12 | | | | | | | | |
| 13 | | | | | | | | |
| 14 | | | | | | | | |
| 15 | | | | | | | | |
| 16 | | | | | | | | |
| 17 | | | | | | | | |
| 18 | | | | | | | | |
| 19 | | | | | | | | |
| 20 | | | | | | | | |
| 21 | | | | | | | | |
| 22 | | | | | | | | |
| 23 | | | | | | | | |
| 24 | | | | | | | | |
| 25 | | | | | | | | |
| 26 | | | | | | | | |
| 27 | | | | | | | | |
| 28 | | | | | | | | |
| 29 | | | | | | | | |
| 30 | | | | | | | | |
| 31 | | | | | | | | |
| 32 | | | | | | | | |
| 33 | | | | | | | | |
| 34 | | | | | | | | |
| 35 | | | | | | | | |
| 36 | | | | | | | | |
| 37 | | | | | | | | |
| 38 | | | | | | | | |
| 39 | | | | | | | | |
| 40 | | | | | | | | |
| 41 | | | | | | | | |
| 42 | | | | | | | | |
| 43 | | | | | | | | |
| 44 | | | | | | | | |
| 45 | | | | | | | | |
| 46 | | | | | | | | |
| 47 | | | | | | | | |
| 48 | | | | | | | | |
| 49 | | | | | | | | |
| 50 | | | | | | | | |
| 51 | | | | | | | | |
| 52 | | | | | | | | |

Fuente : Mercado de A.R.A.P.O.R.C.

(*) Según RD 4/2014 de 10 de enero, entrada en vigor el 12/01/2014.

Elaboración: S.G. Productos Ganaderos.

**SEGUIMIENTO DE PRECIOS DEL CERDO IBÉRICO
LONJA DE EXTREMADURA
AÑO 2019**

| SE MA NA | LECHÓN. 50 libras Eu/libra | MARRANOS 3 a 5 arrob. Eu/arroba | PRIMALES 6 a 9 arrob. Eu/arroba | CERDOS Cebo* Eu/arroba | CERDOS Cebo de campo* Eu/arroba | CEBADOS Bellota 100% Eu/arroba | REPRO- DUCTORAS Eu/unidad |
|----------------|----------------------------------|---------------------------------------|---------------------------------------|------------------------------|---------------------------------------|--------------------------------------|---------------------------------|
| 1 | 1,385/1,465 | S/C | S/C | 22,71/23,93 | 23,80/24,80 | 35,25/38,75 | 340/390 |
| 2 | 1,385/1,465 | S/C | S/C | 22,66/23,88 | 23,80/24,80 | 35,25/38,75 | 340/390 |
| 3 | | | | | | | |
| 4 | | | | | | | |
| 5 | | | | | | | |
| 6 | | | | | | | |
| 7 | | | | | | | |
| 8 | | | | | | | |
| 9 | | | | | | | |
| 10 | | | | | | | |
| 11 | | | | | | | |
| 12 | | | | | | | |
| 13 | | | | | | | |
| 14 | | | | | | | |
| 15 | | | | | | | |
| 16 | | | | | | | |
| 17 | | | | | | | |
| 18 | | | | | | | |
| 19 | | | | | | | |
| 20 | | | | | | | |
| 21 | | | | | | | |
| 22 | | | | | | | |
| 23 | | | | | | | |
| 24 | | | | | | | |
| 25 | | | | | | | |
| 26 | | | | | | | |
| 27 | | | | | | | |
| 28 | | | | | | | |
| 29 | | | | | | | |
| 30 | | | | | | | |
| 31 | | | | | | | |
| 32 | | | | | | | |
| 33 | | | | | | | |
| 34 | | | | | | | |
| 35 | | | | | | | |
| 36 | | | | | | | |
| 37 | | | | | | | |
| 38 | | | | | | | |
| 39 | | | | | | | |
| 40 | | | | | | | |
| 41 | | | | | | | |
| 42 | | | | | | | |
| 43 | | | | | | | |
| 44 | | | | | | | |
| 45 | | | | | | | |
| 46 | | | | | | | |
| 47 | | | | | | | |
| 48 | | | | | | | |
| 49 | | | | | | | |
| 50 | | | | | | | |
| 51 | | | | | | | |
| 52 | | | | | | | |

Fuente : Mercado de A.R.A.P.O.R.C.

(*) Según RD 4/2014 de 10 de enero, entrada en vigor el 12/01/2014.

Elaboración: S.G. Productos Ganaderos.

S/O = Sin operación; S/C = Sin cotización.

SEGUIMIENTO DE PRECIOS DEL CERDO IBÉRICO
LONJA DE SALAMANCA
AÑO 2019

S/C = Sin cotización.

| SE MA NA | CEBO* Eu/kg vivo | CEBO DE CAMPO* Eu/kg vivo | LECHONES hast. 23 kgs Eu/kg vivo** | MARRANOS 30 a 60 kgs Eu/kg vivo | PRIMALES 60 a 90 kgs Eu/kg vivo | BELLOTA en Eu/kg vivo | REPRO- DUCTORAS Eu/unidad |
|----------------|---------------------|---------------------------------|--|---------------------------------------|---------------------------------------|-----------------------------|---------------------------------|
| 1 | 1,87/1,97 | 2,01/2,11 | 3,58/4,00 | 0,00/0,00 | 0,00/0,00 | 3,10/3,30 | 380/430 |
| 2 | 1,85/1,95 | 2,00/2,10 | 3,56/3,98 | 0,00/0,00 | 0,00/0,00 | 3,10/3,30 | 380/430 |
| 3 | | | | | | | |
| 4 | | | | | | | |
| 5 | | | | | | | |
| 6 | | | | | | | |
| 7 | | | | | | | |
| 8 | | | | | | | |
| 9 | | | | | | | |
| 10 | | | | | | | |
| 11 | | | | | | | |
| 12 | | | | | | | |
| 13 | | | | | | | |
| 14 | | | | | | | |
| 15 | | | | | | | |
| 16 | | | | | | | |
| 17 | | | | | | | |
| 18 | | | | | | | |
| 19 | | | | | | | |
| 20 | | | | | | | |
| 21 | | | | | | | |
| 22 | | | | | | | |
| 23 | | | | | | | |
| 24 | | | | | | | |
| 25 | | | | | | | |
| 26 | | | | | | | |
| 27 | | | | | | | |
| 28 | | | | | | | |
| 29 | | | | | | | |
| 30 | | | | | | | |
| 31 | | | | | | | |
| 32 | | | | | | | |
| 33 | | | | | | | |
| 34 | | | | | | | |
| 35 | | | | | | | |
| 36 | | | | | | | |
| 37 | | | | | | | |
| 38 | | | | | | | |
| 39 | | | | | | | |
| 40 | | | | | | | |
| 41 | | | | | | | |
| 42 | | | | | | | |
| 43 | | | | | | | |
| 44 | | | | | | | |
| 45 | | | | | | | |
| 46 | | | | | | | |
| 47 | | | | | | | |
| 48 | | | | | | | |
| 49 | | | | | | | |
| 50 | | | | | | | |
| 51 | | | | | | | |
| 52 | | | | | | | |
| 53 | | | | | | | |

Fuente : LONJA PROVINCIAL AGROPECUARIA DE SALAMANCA.

Elaboración: Subd. Gral. Productos Ganaderos.

(*) Según RD 4/2014 de 10 de enero, entrada en vigor el 12/01/2014.

(**) Desde el 18/08/2014, lechones hasta 23 kg "gran partida".


| Comparación de precios cerdo blanco / tronco ibérico | | | | | |
|--|--------------------|-------------------|------------------|-------------------|----------------------|
| Año 2019 (euros / 100 kg vivo) | | | | | |
| Semanas | Cerdo blanco * | | Tronco ibérico | | |
| | Euros 100 kg canal | Euros 100 Kg vivo | Cebado Intensivo | Cebado de Campo** | Cebados Bellota 100% |
| 1 | 128,54 | 100,26 | 202,72 | 213,71 | 320,11 |
| 2 | 122,33 | 95,42 | 202,25 | 213,73 | 320,11 |
| 3 | | | | | |
| 4 | | | | | |
| 5 | | | | | |
| 6 | | | | | |
| 7 | | | | | |
| 8 | | | | | |
| 9 | | | | | |
| 10 | | | | | |
| 11 | | | | | |
| 12 | | | | | |
| 13 | | | | | |
| 14 | | | | | |
| 15 | | | | | |
| 16 | | | | | |
| 17 | | | | | |
| 18 | | | | | |
| 19 | | | | | |
| 20 | | | | | |
| 21 | | | | | |
| 22 | | | | | |
| 23 | | | | | |
| 24 | | | | | |
| 25 | | | | | |
| 26 | | | | | |
| 27 | | | | | |
| 28 | | | | | |
| 29 | | | | | |
| 30 | | | | | |
| 31 | | | | | |
| 32 | | | | | |
| 33 | | | | | |
| 34 | | | | | |
| 35 | | | | | |
| 36 | | | | | |
| 37 | | | | | |
| 38 | | | | | |
| 39 | | | | | |
| 40 | | | | | |
| 41 | | | | | |
| 42 | | | | | |
| 43 | | | | | |
| 44 | | | | | |
| 45 | | | | | |
| 46 | | | | | |
| 47 | | | | | |
| 48 | | | | | |
| 49 | | | | | |
| 50 | | | | | |
| 51 | | | | | |
| 52 | | | | | |
| MEDIA | 125,44 | 97,84 | 202,49 | 213,72 | 320,11 |

(*) Cerdos de cebo entre 20-105 Kg de peso vivo y un rendimiento del 0,78% a la canal.

(**) Según RD 4/2014 de 10 de enero, entrada en vigor el 12/01/2014.

Fuente: S.G. Estadística.

COMPARACIÓN DE PRECIOS CERDO BLANCO / TRONCO IBÉRICO DURANTE EL AÑO 2019 (€/ 100 Kg vivo)



Fuente : S.G. Estadística.

Elaboración : S.G. Productos Ganaderos.